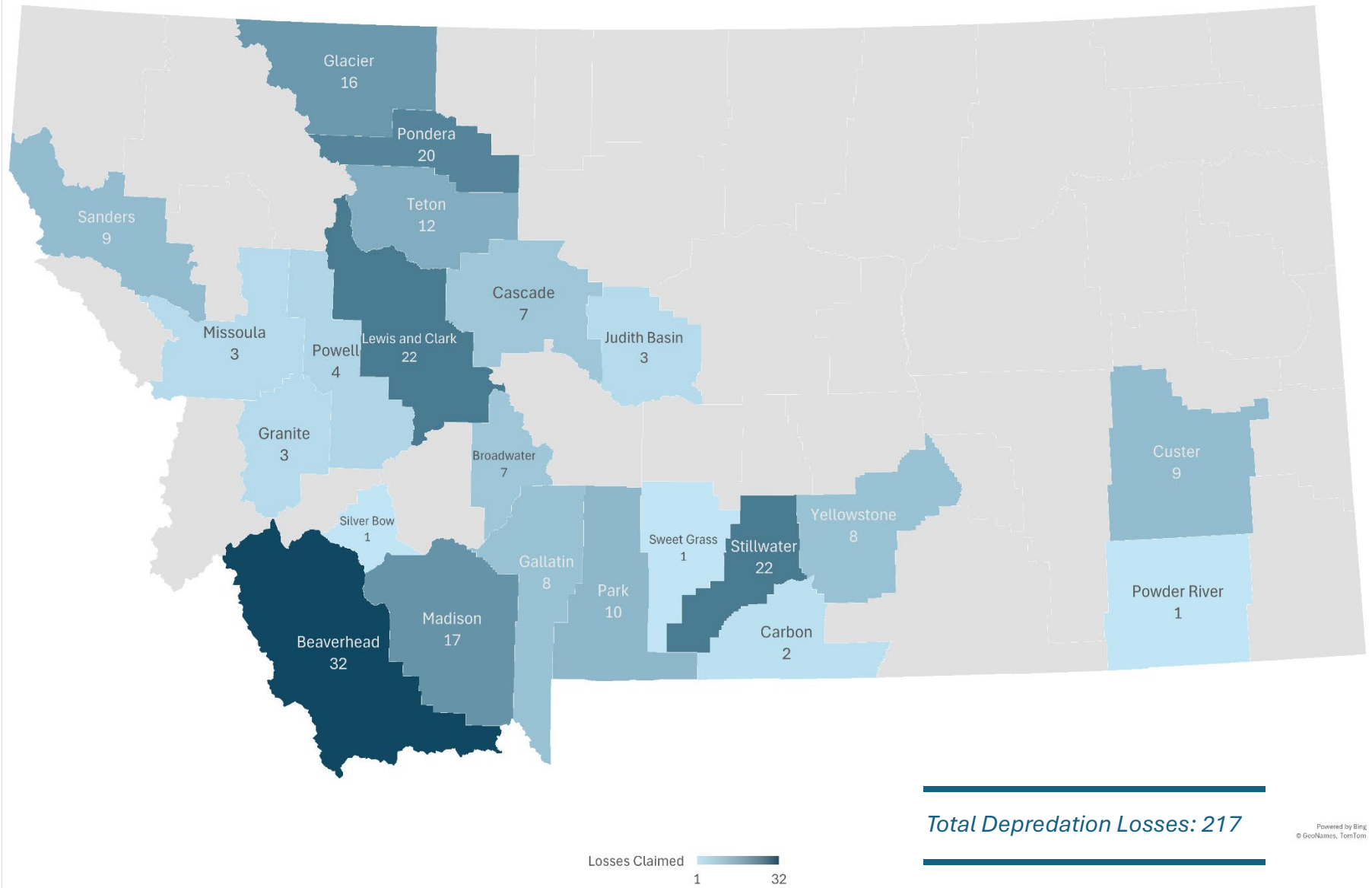


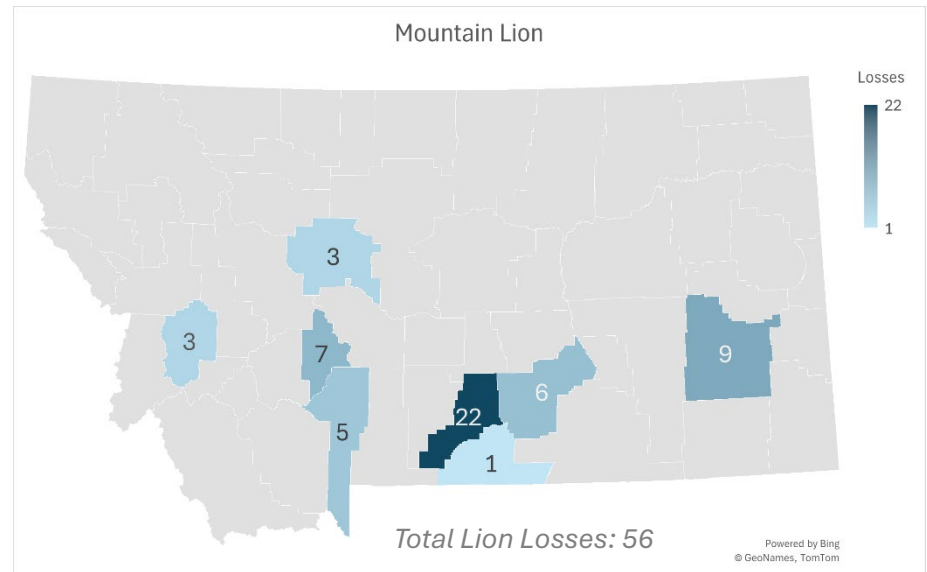
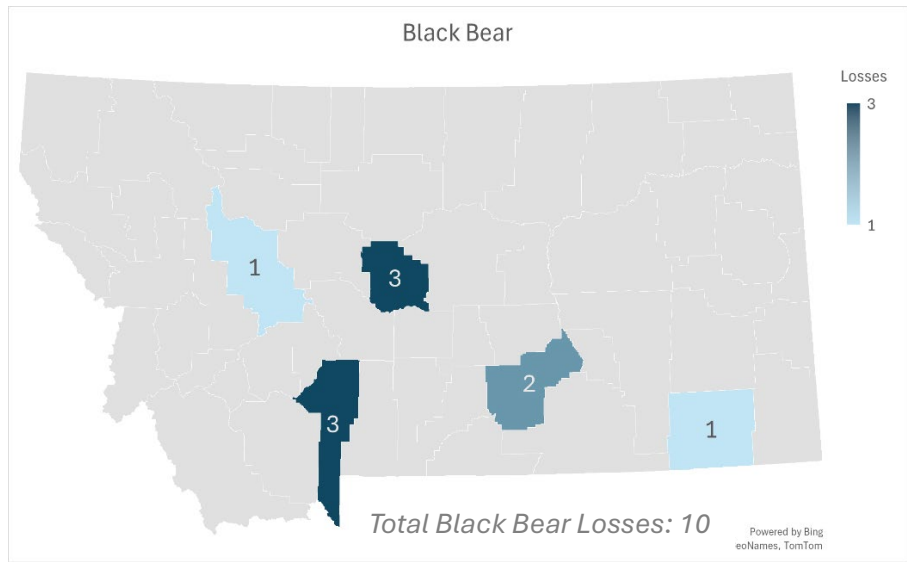
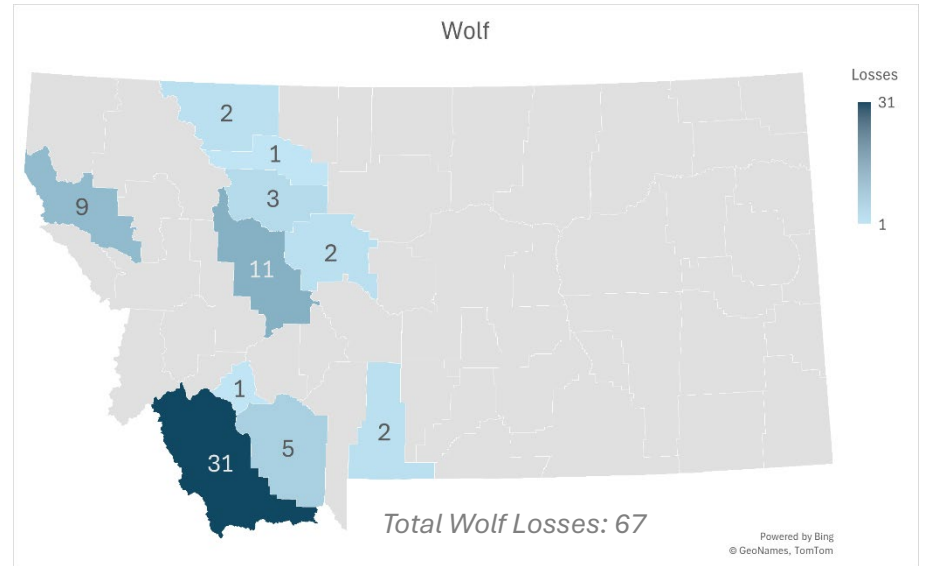
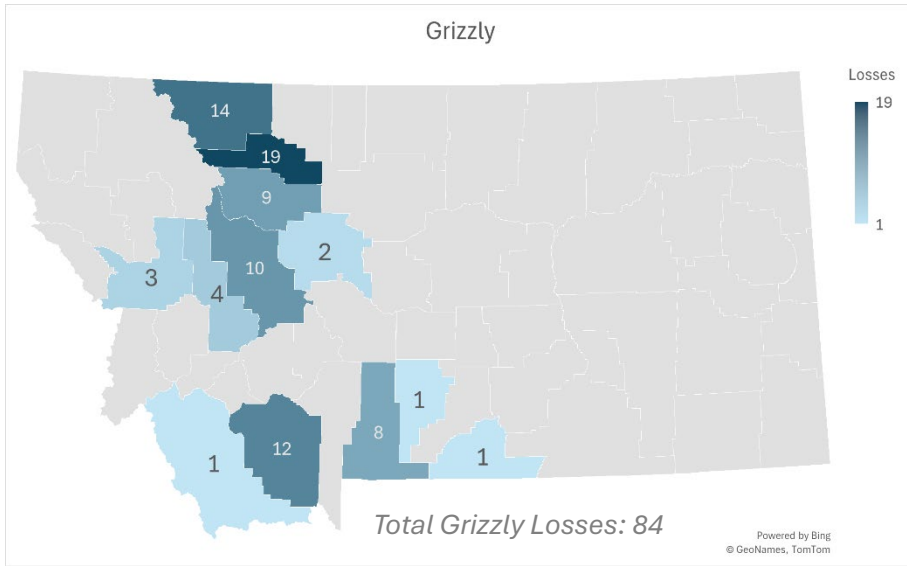
Depredation Losses by County

January 1, 2025 - December 31, 2025

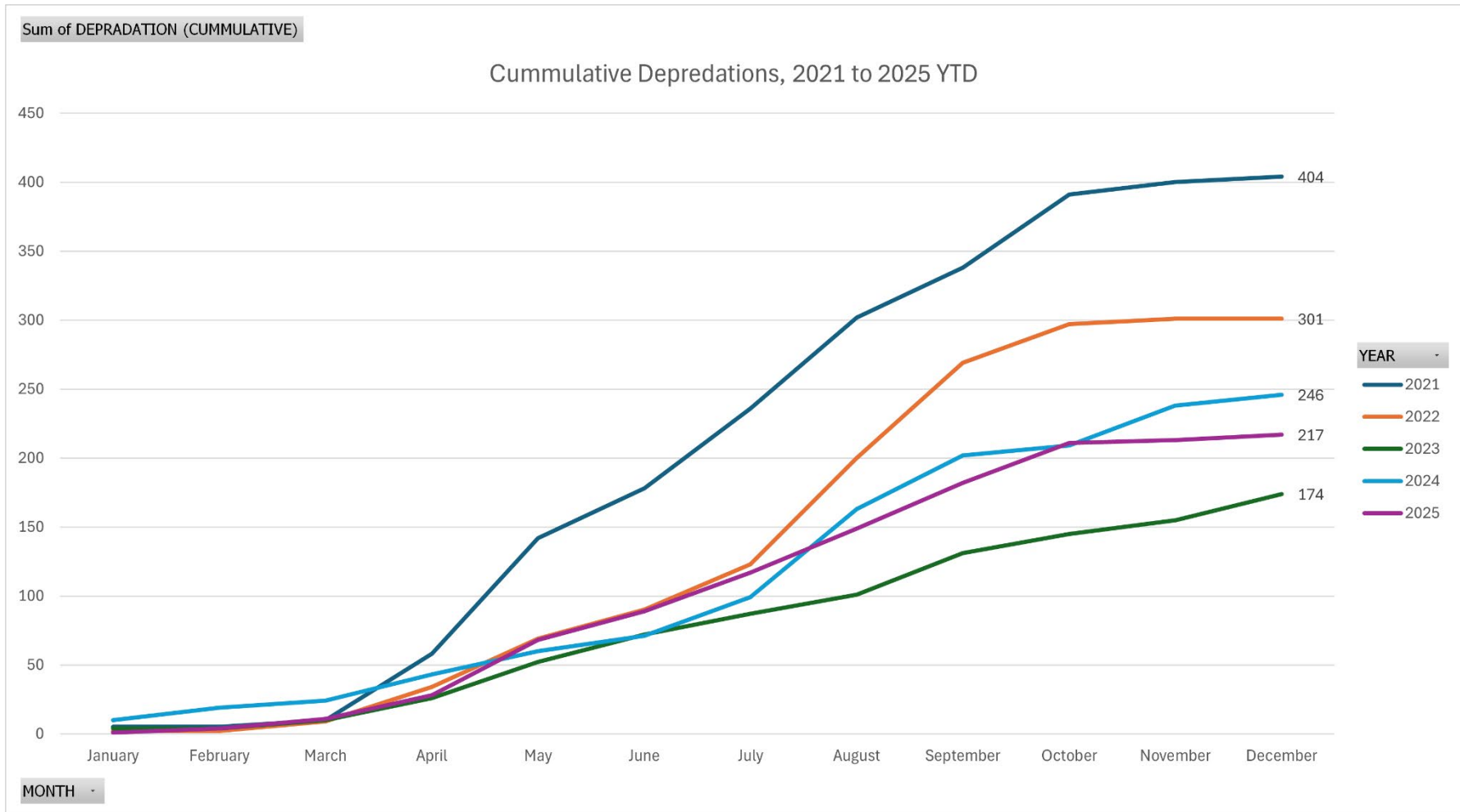


For historical Livestock Loss Board statistical information, please visit the [Office of Public Information Requests](#) webpage.

Depredations by Predator Species
January 1, 2025 – December 31, 2025



For historical Livestock Loss Board statistical information, please visit the [Office of Public Information Requests](#) webpage.



For historical Livestock Loss Board statistical information, please visit the [Office of Public Information Requests](#) webpage.

**Claim Reimbursements
By Month of Payment and Predator Species**

	Black Bear		Grizzly		Mountain Lion		Wolf		Total	
	Animals	Amount	Animals	Amount	Animals	Amount	Animals	Amount	Animals	Amount
2025	10	\$4,077.84	85	\$187,173.20	49	\$9,271.06	67	\$83,928.76	211	\$284,450.86
Jan	0	\$0.00	0	\$0.00	0	\$0.00	0	\$0.00	0	\$0.00
Feb	0	\$0.00	0	\$0.00	0	\$0.00	2	\$3,276.15	2	\$3,276.15
Mar	0	\$0.00	0	\$0.00	0	\$0.00	2	\$3,777.25	2	\$3,777.25
Apr	0	\$0.00	2	\$4,157.73	1	\$182.53	3	\$6,384.10	6	\$10,724.36
May	0	\$0.00	1	\$2,192.69	0	\$0.00	5	\$11,703.65	6	\$13,896.34
Jun	0	\$0.00	21	\$30,699.96	1	\$206.63	6	\$10,787.62	28	\$41,694.22
Jul	1	\$354.00	17	\$39,447.21	0	\$0.00	9	\$7,957.75	27	\$47,758.96
Aug	3	\$1,062.00	11	\$25,769.64	0	\$0.00	6	\$12,326.77	20	\$39,158.41
Sep	0	\$0.00	12	\$31,427.52	4	\$1,248.02	15	\$10,153.76	31	\$42,829.31
Oct	1	\$610.75	12	\$32,690.05	6	\$1,073.95	3	\$6,431.74	22	\$40,806.49
Nov	0	\$0.00	3	\$7,362.64	0	\$0.00	4	\$4,979.35	7	\$12,341.99
Dec	5	\$2,051.09	6	\$13,425.77	37	\$6,559.93	12	\$6,150.62	60	\$28,187.40
2026	0	\$0.00	8	\$18,261.96	8	\$2,752.00	4	\$9,744.25	20	\$30,758.20
Jan	0	\$0.00	4	\$7,516.13	5	\$2,460.00	3	\$7,544.25	12	\$17,520.37
Feb	0	\$0.00	1	\$2,850.00	3	\$292.00	1	\$2,200.00	5	\$5,342.00
Mar	0	\$0.00	3	\$7,895.83	0	\$0.00	0	\$0.00	3	\$7,895.83

For historical Livestock Loss Board statistical information, please visit the [Office of Public Information Requests](#) webpage.

March Depredation Claims Reimbursed by Predator and Livestock Species

	Grizzly		Mtn Lion		Wolf		Totals	
	Number	Amount	Number	Amount	Number	Amount	Number	Amount
Cattle	3	\$7,895.83	0	\$0.00	0	\$0.00	3	\$7,895.83
Totals	3	\$7,895.83	0	\$0.00	0	\$0.00	3	\$7,895.83

Total livestock owners: 3

March Depredation Claims Reimbursed by County, Predator, and Livestock Species

	Cattle		Totals	
	Number	Amount	Number	Amount
Glacier	3	\$7,895.83	3	\$7,895.83
Grizzly	3	\$7,895.83	3	\$7,895.83
Grand Total	3	\$7,895.83	3	\$7,895.83