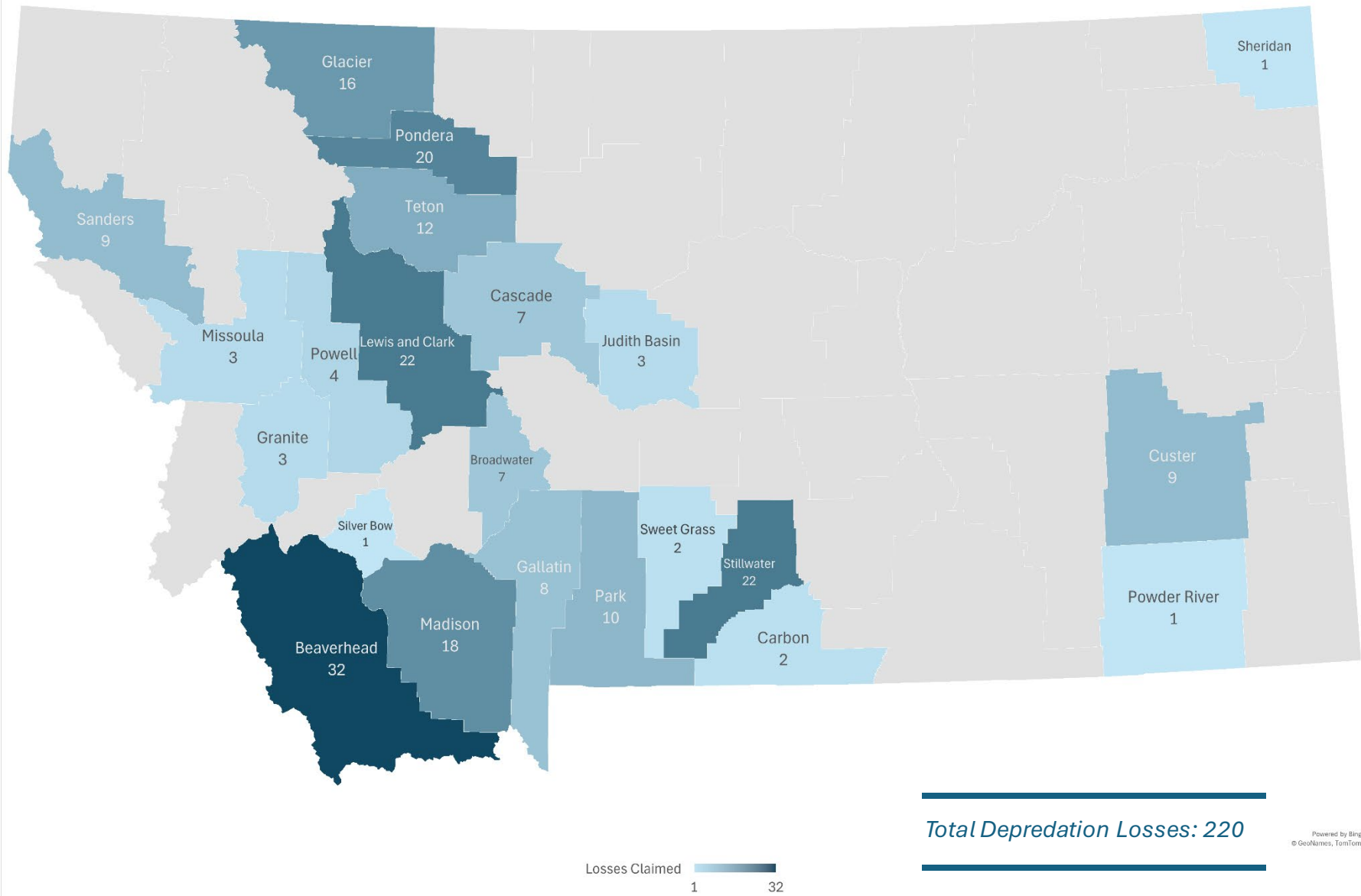


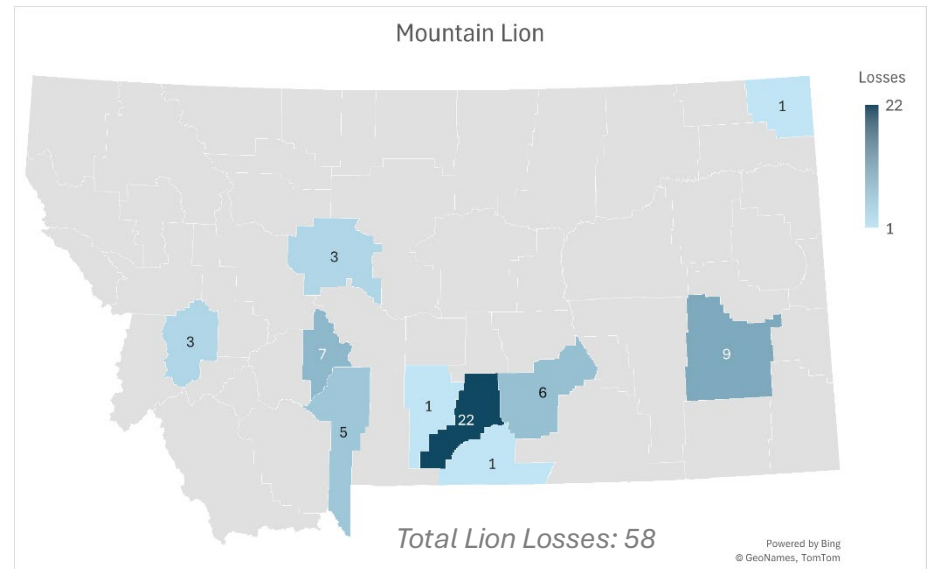
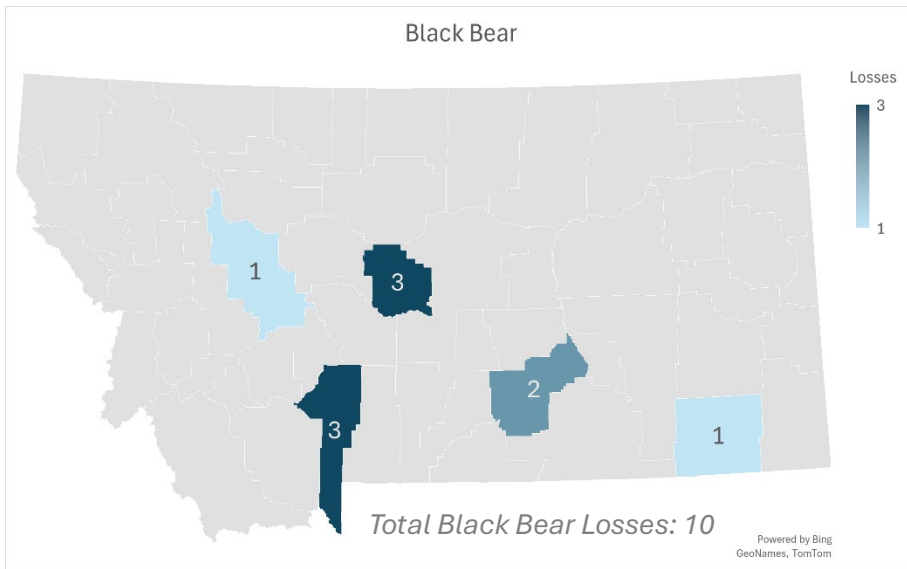
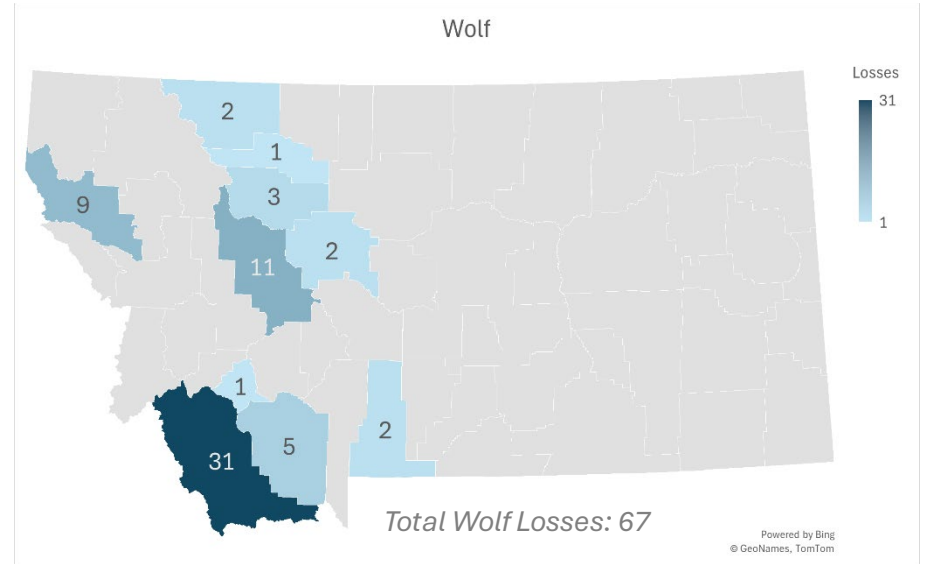
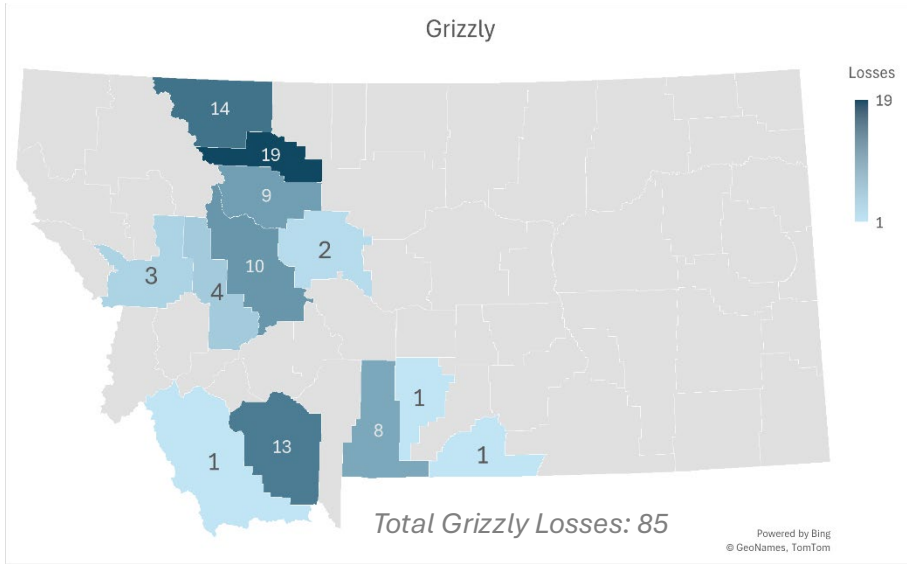
Depredation Losses by County

January 1, 2025 - December 31, 2025

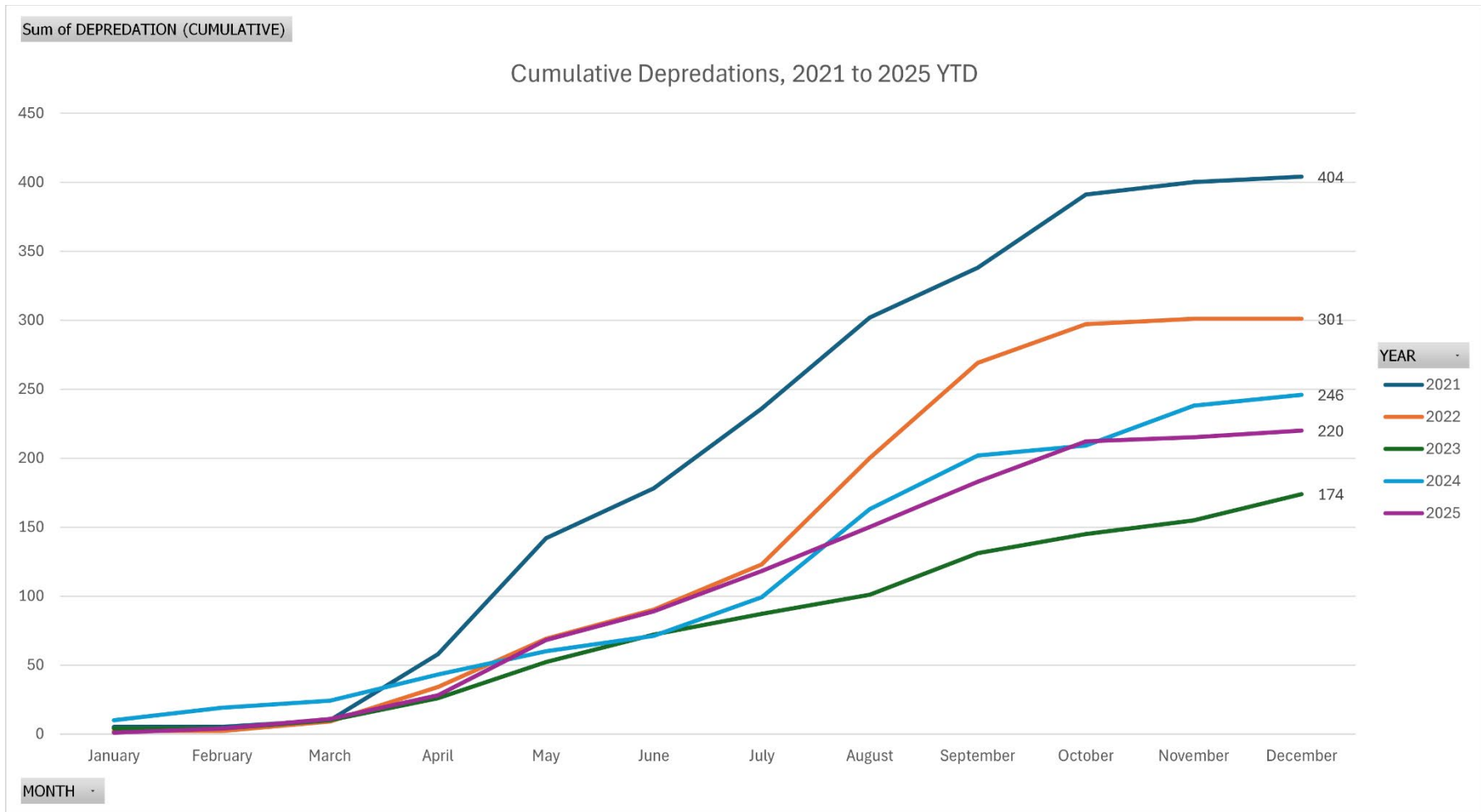


For historical Livestock Loss Board statistical information, please visit the [Office of Public Information Requests](#) webpage.

Depredations by Predator Species January 1, 2025 – December 31, 2025



For historical Livestock Loss Board statistical information, please visit the [Office of Public Information Requests](#) webpage.



For historical Livestock Loss Board statistical information, please visit the [Office of Public Information Requests](#) webpage.

Claim Reimbursements
By Month of Payment and Predator Species

	Black Bear		Grizzly		Mountain Lion		Wolf		Total	
	Animals	Amount	Animals	Amount	Animals	Amount	Animals	Amount	Animals	Amount
2025	10	\$4,077.84	85	\$187,173.20	49	\$9,271.06	67	\$83,928.76	211	\$284,450.86
Jan	0	\$0.00	0	\$0.00	0	\$0.00	0	\$0.00	0	\$0.00
Feb	0	\$0.00	0	\$0.00	0	\$0.00	2	\$3,276.15	2	\$3,276.15
Mar	0	\$0.00	0	\$0.00	0	\$0.00	2	\$3,777.25	2	\$3,777.25
Apr	0	\$0.00	2	\$4,157.73	1	\$182.53	3	\$6,384.10	6	\$10,724.36
May	0	\$0.00	1	\$2,192.69	0	\$0.00	5	\$11,703.65	6	\$13,896.34
Jun	0	\$0.00	21	\$30,699.96	1	\$206.63	6	\$10,787.62	28	\$41,694.22
Jul	1	\$354.00	17	\$39,447.21	0	\$0.00	9	\$7,957.75	27	\$47,758.96
Aug	3	\$1,062.00	11	\$25,769.64	0	\$0.00	6	\$12,326.77	20	\$39,158.41
Sep	0	\$0.00	12	\$31,427.52	4	\$1,248.02	15	\$10,153.76	31	\$42,829.31
Oct	1	\$610.75	12	\$32,690.05	6	\$1,073.95	3	\$6,431.74	22	\$40,806.49
Nov	0	\$0.00	3	\$7,362.64	0	\$0.00	4	\$4,979.35	7	\$12,341.99
Dec	5	\$2,051.09	6	\$13,425.77	37	\$6,559.93	12	\$6,150.62	60	\$28,187.40
2026	0	\$0.00	8	\$18,261.96	8	\$2,752.00	4	\$9,744.25	20	\$30,758.20
Jan	0	\$0.00	4	\$7,516.13	5	\$2,460.00	3	\$7,544.25	12	\$17,520.37
Feb	0	\$0.00	1	\$2,850.00	3	\$292.00	1	\$2,200.00	5	\$5,342.00
Mar	0	\$0.00	3	\$7,895.83	0	\$0.00	0	\$0.00	3	\$7,895.83
Apr	0	\$0.00	1	\$2,233.00	6	\$3,121.00	0	\$0.00	7	\$5,354.00

For historical Livestock Loss Board statistical information, please visit the [Office of Public Information Requests](#) webpage.

LLB Depredations by County and Species

January 1, 2025 through December 31, 2025

	Cattle		Dog		Goat		Sheep		Swine		Totals	
	Number	Amount	Number	Amount	Number	Amount	Number	Amount	Number	Amount	Number	Amount
Beaverhead	15	\$30,787	5	\$2,500			12	\$8,949			32	\$42,236
Grizzly	1	\$2,113									1	\$2,113
Wolves	14	\$28,675	5	\$2,500			12	\$8,949			31	\$40,124
Broadwater							7	\$1,947			7	\$1,947
Lion							7	\$1,947			7	\$1,947
Carbon	1	\$2,161					1	\$207			2	\$2,368
Grizzly	1	\$2,161									1	\$2,161
Lion							1	\$207			1	\$207
Cascade	3	\$6,481			3	\$292			1	\$300	7	\$7,073
Grizzly	1	\$2,061							1	\$300	2	\$2,361
Lion					3	\$292					3	\$292
Wolves	2	\$4,420									2	\$4,420
Custer							9	\$2,269			9	\$2,269
Lion							9	\$2,269			9	\$2,269
Gallatin							8	\$3,690			8	\$3,690
Black Bear							3	\$1,230			3	\$1,230
Lion							5	\$2,460			5	\$2,460
Glacier	15	\$37,495							1	\$300	16	\$37,795
Grizzly	13	\$33,227							1	\$300	14	\$33,527
Wolves	2	\$4,268									2	\$4,268
Granite							3	\$598			3	\$598
Lion							3	\$598			3	\$598
Judith Basin							3	\$1,062			3	\$1,062
Black Bear							3	\$1,062			3	\$1,062
Lewis and Clark	16	\$36,539					6	\$1,683			22	\$38,222
Black Bear							1	\$354			1	\$354
Grizzly	9	\$19,241					1	\$410			10	\$19,651
Wolves	7	\$17,298					4	\$919			11	\$18,217
Madison	16	\$45,656	1	\$500			1	\$410			18	\$46,566
Grizzly	13	\$38,742									13	\$38,742
Wolves	3	\$6,914	1	\$500			1	\$410			5	\$7,824
Missoula							3	\$512			3	\$512
Grizzly							3	\$512			3	\$512
Park	10	\$25,378									10	\$25,378
Grizzly	8	\$20,916									8	\$20,916
Wolves	2	\$4,462									2	\$4,462
Pondera	19	\$44,737							1	\$300	20	\$45,037
Grizzly	18	\$42,384							1	\$300	19	\$42,684
Wolves	1	\$2,353									1	\$2,353
Powder River							1	\$611			1	\$611
Black Bear							1	\$611			1	\$611
Powell	4	\$8,428									4	\$8,428
Grizzly	4	\$8,428									4	\$8,428
Sanders							9	\$2,527			9	\$2,527
Wolves							9	\$2,527			9	\$2,527
Sheridan							1	\$1,566			1	\$1,566
Lion							1	\$1,566			1	\$1,566
Silver Bow	1	\$1,975									1	\$1,975
Wolves	1	\$1,975									1	\$1,975
Stillwater					21	\$2,345	1	\$183			22	\$2,527
Lion					21	\$2,345	1	\$183			22	\$2,527
Sweet Grass	1	\$3,201					1	\$410			2	\$3,611
Grizzly	1	\$3,201									1	\$3,201
Lion							1	\$410			1	\$410
Teton	7	\$14,762							5	\$1,500	12	\$16,262
Grizzly	4	\$8,014							5	\$1,500	9	\$9,514
Wolves	3	\$6,748									3	\$6,748
Yellowstone					2	\$821	6	\$1,074			8	\$1,895
Black Bear					2	\$821					2	\$821
Lion							6	\$1,074			6	\$1,074
Grand Total	108	\$257,600	6	\$3,000	26	\$3,458	72	\$27,696	8	\$2,400	220	\$294,154