



# Board of Livestock Meeting

## Agenda Request Form

From: <b>Mike Spatz</b>	Division/Program: <b>New Business-Executive Officer Updates to Board</b>	Meeting Date: <b>7/31/2024</b>
<b><u>Agenda Item:</u>      Human Resources Updates</b>		
Background Info: <ul style="list-style-type: none"><li>• Staff Openings, Recruitment</li><li>• Requests to Hire<ul style="list-style-type: none"><li>--Request to Hire District 9 Investigator &amp; Part-Time Market Inspector in Chinook</li><li>--Request to Hire Meat Inspector for Superior/Plains, Eastern Relief Meat Inspector and Meat Inspector in Shelby</li></ul></li><li>• General Updates</li></ul>		
Recommendation: n/a		
Time needed: 15 min	Attachments:	Yes X   No   Board vote required:   Yes   No X
<b><u>Agenda Item:</u></b>		
Background Info:		
Recommendation:		
Time needed:	Attachments:	Yes   No   Board vote required:   Yes   No
<b><u>Agenda Item:</u></b>		
Background Info:		
Recommendation:		
Time needed:	Attachments:	Yes   No   Board vote required?   Yes   No
<b><u>Agenda Item:</u></b>		
Background Info:		
Recommendation:		
Time needed:	Attachments:	Yes   No   Board vote required   Yes   No



## **DOL Board Meeting May 28, 2024**



### **Human Resource Update:**

- Staff Openings, Recruitment**
- Requests to Hire**
- General Updates**



# Staff Openings and Recruitment

Currently, DOL is actively recruiting for 7 positions.

Meat Poultry Inspector (Must Live within 60 miles of Superior, MT)

Meat Poultry Relief Inspector- Eastern Montana Area

Livestock Investigator- District 9 (Beaverhead and West Madison County)

Livestock Market Inspector- Billings

Clinical Microbiology Technologist

Meat Poultry Inspector (Must Live within 50 Miles of Malta, MT)

Staff Veterinarian -Emergency Preparedness and Field

## OVERVIEW

MAY 29, 2024 TO JULY 31, 2024

- ✓ In the process of finalizing an offer for the Emergency Preparedness Veterinarian position.
- ✓ DOL had 5 new hires since the last board meeting. (3- Positions in Brands; 2 Positions in Animal Health.
- ✓ DOL has had 6 vacated positions (Animal Health and Brands) and has received notice of 1 future resignation since the last Board meeting. (Animal Health)



# Staffing Highlights

## **BRANDS** DIVISION

- **Katy Finney** – Hired as a Great Falls Market Inspector on June 3, 2024.
- **BLS Market Inspectors** –
  - **Lucas Dekker**- start date June 17<sup>th</sup>.
  - **Devyn Hughes**- start date July 1<sup>st</sup>.
  - **Billings continues to recruit for the last open Market position.**
  - **Will need to recruit a District 9 Investigator position, due to current employee leaving the Department.**

## **ANIMAL HEALTH** DIVISION

- **Dr. Heidi Hildahl** – Veterinarian Supervisor- started July 8th in the Helena Office.
- **Mary Horner- Richardson**- Started on July 8, in the MVDL as a Clinical Microbiology Technologist (Microbiologist).
- **The lab is close to filling their final open Microbiologist position created by the internal transfer.**
- **The department should have all Veterinarian positions filled in the near future.**





# Requests to Hire

## BRANDS DIVISION

1. **Request to hire a District 9- Investigator – Covering: Beaverhead and Madison County**
  - Current employee has resigned to pursue attending Veterinary School.
  - Market Supervisor/District Investigator
  - Dillon Livestock Auction (DLA), Dillon
2. **Request for a Part-Time Market Inspector Position in Chinook**
  - Due to work demands, transition the short-term position to part-time position.
  - This position will assist with conducting market sales in the Chinook Livestock Market and will assist the District Investigator to provide additional livestock field inspections.

## ANIMAL HEALTH DIVISION

1. **Request to hire a Meat Inspector for Superior/Plains** region to replace inspector that recently resigned.
2. **Request to hire eastern relief Meat Inspector.** That position was recently vacated due to employee moving out of state.
3. **Request to hire a Meat Inspector position in Shelby.** This position would replace a now vacated position that was in Antelope, MT. This position would help support the workload in Lothair and Chinook.
  - We also have a plant in Shelby that has expressed interest in state inspection so this position could assist that.
  - Finally, with the increased time commitment to inspecting custom plants, this position would be critical to helping our Great Falls inspector inspect the 70 customs in that region.



**- Other General Updates...**

**--Questions?**

**---Thank you!**



# Board of Livestock Meeting

## Agenda Request Form

From: Lindsey Simon		Division/Program: Legal		Meeting Date: 7/31/2024		
<b><u>Agenda Item:</u>    Revocation of Custom Exempt Meat Processing and Storage Depot License No. 2147</b>						
Background Info: On June 21, 2024, the Meat, Milk, and Egg Bureau sent a <i>Notice of Proposed License Revocation and Termination of Custom Exempt Status</i> to custom exempt meat processor and storage depot licensee Dustin Mallory, doing business as Belgrade Custom Meats. The Notice advised that the licensee must request a hearing contesting the allegations and proposed revocation within 20 days of the Notice. No hearing request has been received.						
Recommendation: Entry of Final Order by Default revoking License No. 2147. Proposed order included in Board materials.						
Time needed: 10 minutes		Attachments:		Yes ✓	No	Board vote required?
				Yes ✓	No	
<b><u>Agenda Item:</u></b>						
Background Info:						
Recommendation:						
Time needed:		Attachments:		Yes	No	Board vote required?
				Yes	No	
<b><u>Agenda Item:</u></b>						
Background Info:						
Recommendation:						
Time needed:		Attachments:		Yes	No	Board vote required?
				Yes	No	
<b><u>Agenda Item:</u></b>						
Background Info:						
Recommendation:						
Time needed:		Attachments:		Yes	No	Board vote required?
				Yes	No	
<b><u>Agenda Item:</u></b>						
Background Info:						
Recommendation:						
Time needed:		Attachments:		Yes	No	Board vote required?
				Yes	No	

**BEFORE THE DEPARTMENT OF LIVESTOCK  
STATE OF MONTANA**

In the Matter of  <b>DUSTIN MALLORY</b> , d/b/a Belgrade Custom Meats,  Custom Exempt License No. 2147.	<b>FINAL ORDER BY DEFAULT</b>
--	-------------------------------

The Montana Board of Livestock (Board) enters the following by a preponderance of the evidence:

**FINDINGS OF FACT**

1. On or about June 25, 2021, Dustin Mallory (Mallory), doing business as Belgrade Custom Meats (BCM), applied for a meat processing and storage depot license from the Montana Department of Livestock (Department). The physical location for the desired license was identified as 240 Buckskin Road, Belgrade, MT 59714 (Premises) in Gallatin County, Montana.

2. BCM is not a business entity or assumed business name registered with the Montana Secretary of State, and Mallory signed the license application as the establishment owner.

3. The Gallatin City-County Health Department (GCCHD) is the local agency responsible for issuing septic and wastewater permits and approvals to buildings within Gallatin County, including the Premises.

4. With its application, BCM provided the Department with a letter dated August 4, 2021 purportedly signed by a Gallatin County Sanitarian stating that the Premises complied with State, County, and City codes on sewer and wastewater. The letter stated “Gray water will be

pumped by a licensed septic hauler. Tanks are located inside the building and do not require a permit from our department.”

5. At the time of BCM’s application, BCM’s restrooms consisted of a portable restroom (commonly known as a port-a-potty) located outside the building. Department inspectors mistakenly believed the BCM was grandfathered in under the regulations in place prior to the February 15, 2020 adoption of Admin. R. Mon. 32.6.714, and the Department issued BCM Custom Exempt license No. 2147.

6. The Department inspected BCM’s facility on May 25, 2022, and noted that the sink in the processing room was not operational. Inspections in December 2022 also noted that the handwashing sink was not operational. On or about June 13, 2023, the Department reviewed all custom exempt licenses for compliance with Admin. R. Mont. 32.6.714’s restroom requirement and sent letter to non-compliant licensees advising that they would need to come into compliance with restroom requirements by January 1, 2024. BCM was sent a letter to this effect on June 22, 2023.

7. Upon information and belief, BCM attempted to install a restroom in its building to comply with Admin. R. Mont. 32.6.714 and, in this process, requested approval from GCCHD. GCCHD provided the Department with a copy of a letter sent to BCM on or about February 13, 2024, which noted:

*Upon review of the Property, GCCHD found that the Property is currently out of compliance with the approved local wastewater treatment Permit-to-Operate (#12266) and the approved State of Montana Certificate of Subdivision Approval (COSA EQ #02-1656).*

*During the initial investigation, a discrepancy was found between the number of units on the Property and the number of units approved by the existing wastewater treatment system permit. Specifically, the Property is approved for either: two (2) living units or two (2) commercial units or one (1) living unit and one (1) commercial unit. It appears there are currently two (2) living units and at least eight (8) commercial units on the property, for a total of four (4) buildings.*

*The septic permit is approved for a maximum daily flow of 700 gallons per day of residential strength wastewater (DEQ Circular 4 1.2.72; 3.1.3; 3.2.2). The additional connections and wastewater flow constitute a violation of Gallatin County Health Code Chapter 3.*

8. On or about February 14, 2024, the Department notified BCM that it must cease operations due to being out of compliance with GCCHD's wastewater requirements and therefore 9 CFR § 416.2 and Admin. R. Mont. 32.6.712.

9. On or about April 15, 2024, the Department received a complaint that BCM was continuing to operate on the Premises. On April 21, 2024, Department Investigator James Peterson (Peterson) visited the Premises and met with Mallory. Peterson observed and photographed the establishment processing pork. Mallory represented to Peterson that the pork was wild game and that they were not processing livestock. Peterson observed cut sheets listing the name and number of a [REDACTED] F [REDACTED] (F [REDACTED]).

10. Peterson contacted F [REDACTED] by telephone, and F [REDACTED] represented that he had purchased a live domestic pig from [REDACTED] R [REDACTED] (R [REDACTED]) and that the pig was currently being processed by BCM. F [REDACTED] stated he was unaware that BCM did not have an active license. Investigator Peterson then called and spoke with R [REDACTED]. R [REDACTED] stated that eleven (11) pre-sold pigs had been slaughtered at R [REDACTED]'s ranch on April 13, 2024, by Travis Kamps (Kamps), an employee of BCM. R [REDACTED] stated that Kamps then brought the pigs back to BCM for processing. R [REDACTED] provided a copy of the invoice from the slaughter. He said he was unaware that BCM did not have a license.

11. Mallory failed to provide records to Peterson showing the numbers and kinds of livestock slaughtered on a custom basis, the quantities and types of products prepared on a custom basis, and the names and addresses of the owners of the livestock and products.

12. On June 13, 2024, the Department sent Mallory a *Notice of Proposed License Revocation and Termination of Custom Exempt Status* by United States certified mail at the address listed on record for BCM, 595 West Shore Dr., Belgrade, MT 59714. Ex. A.

13. After mailing the Notice, the Department received a piece of returned mail intended for Mallory listing his forwarding address as 2371 Weaver Lane, Belgrade, MT 59714-9009. *Id.*

14. On June 21, 2024, the Department sent Mallory a *Notice of Proposed License Revocation and Termination of Custom Exempt Status* (Notice) by United States certified mail to 2371 Weaver Lane, Belgrade, MT 59714-9009. *Id.*

15. The June 21, 2024 Notice mailing was delivered June 24, 2024. *Id.*

16. The Notice provided an opportunity for a hearing if requested within 20 days of receipt of the Notice. More than 20 days have passed since Mallory's receipt of the Notice, and there has been no receipt by the Department of a hearing request.

### **CONCLUSIONS OF LAW**

1. The Board has subject matter jurisdiction and legal authority to bring this action under Mont. Code Ann. §§ 81-9-201 and 81-2-102(1)(f).

2. The Department is a public health agency responsible for ensuring that meat and poultry food products are safe, wholesome, and accurately labeled. The Department enforces the licensing requirements set forth in § 81-9-201 as well as the requirements of the Montana Meat and Poultry Inspection Act (Act) set forth in § 81-9-216 through -220 and § 81-9-226 through -236, MCA.

3. The Act applies to persons, establishments, animals, and articles regulated under the Federal Meat Inspection Act (FMIA) (21 U.S.C. § 601 et seq). § 81-9-219, MCA. This includes so-called "custom exempt" facilities because, while custom exempt facilities are exempt

from full inspection requirements under the FMIA (9 CFR § 303.1), they remain subject to regulations regarding sanitation (§§ 303.1(a)(2)(i) and 416.1 through 416.6), adulteration and misbranding (§ 303.1(f)), and recordkeeping (§§ 303.1(b)(3) and Part 320).

4. The Board has adopted the provisions of 9 CFR § 303.1 and made them applicable to custom exempt facilities through Admin. R. Mont. 32.6.712(a) and (k).

5. Mont. Code Ann. § 81-9-201(2) requires the Department to revoke a custom exempt meat establishment license “when the department finds that the establishment for which the license is issued is not conducted in accordance with the rules and orders of the board [of livestock] made under 81-2-102.”

6. BCM’s custom exempt meat establishment and storage depot is not in compliance with applicable sanitary requirements because it out of compliance with Gallatin City-County Health Department’s wastewater treatment requirements and the current permit allowance for the Premises, and therefore it is out of compliance with 9 CFR § 416.2 and Admin. R. Mont. 32.6.712.

7. BCM is not maintaining records according to 9 CFR § 303.1(b)(3) and Mont. Code Ann. § 81-9-220(11).

8. Mallory failed to request a hearing within 20 days of the Notice and has therefore defaulted on behalf of BCM in this case.

Based upon the above Findings of Fact and Conclusion of law, the custom exempt meat processing and storage depot license issued to Dustin Mallory, doing business as Belgrade Custom Meats, License No. 2147 is **HEREBY REVOKED** under Mont. Code Ann. § 81-9-201(2). Dustin Mallory’s and Belgrade Custom Meats’ status as an exempt facility under Mont. Code Ann. § 81-9-218(2) is also hereby revoked.



DATED this \_\_\_\_\_ day of July, 2024.

---

Gene Curry, Chairman  
Montana Board of Livestock

**CERTIFICATE OF SERVICE**

I certify I served a true and accurate copy of the foregoing *Final Order by Default* via United States Postal Service mail, certified mail postage prepaid, addressed to the following:

Dustin Mallory  
2371 Weaver Ln.  
Belgrade, MT 59714-9009

DATED this \_\_\_\_\_ day of July, 2024.

---

Olivia Johnson  
Montana Department of Livestock

**BEFORE THE DEPARTMENT OF LIVESTOCK  
STATE OF MONTANA**

In the Matter of

**DUSTIN MALLORY**, d/b/a Belgrade  
Custom Meats,

Custom Exempt License No. 2147.

**EXHIBIT A  
DECLARATION OF OLIVIA JOHNSON  
ENTERING DEFAULT**

I, Olivia Johnson, declare the following under penalty of perjury:

1. I am a citizen of the United States, over 18 years of age, a resident of Lewis and Clark County, Montana, and employed by the Montana Department of Livestock (Department). In my opposition, I provide administrative support to the Milk, Meat, and Egg Inspection Bureau, including support related to actions taken against Department licensees.
2. The statements below are based upon my personal knowledge and my review of the Department's file and database.
3. On June 13, 2024, I mailed a letter to all custom exempt meat processors that hold a license from the Department, including Dustin Mallory doing business as Belgrade Custom Meats (BCM). I mailed the letter to BCM at its address of record, 595 West Shore Dr., Belgrade, MT 59714.
4. Also on June 13, 2023, I mailed a *Notice of Proposed License Revocation and Termination of Custom Exempt Status* to Dustin Mallory doing business as BCM to 595 West Shore Dr., Belgrade, MT 59714, certified mail receipt no. 7015 0640 0001 7523 5590 (**Exhibit 1**).
5. Between June 13 and June 20, 2024, the mailing to BCM described in Paragraph 3 was returned to the Department with a forwarding address for Dustin Mallory at 2371 Weaver

Ln., Belgrade, MT 59714-9009 (**Exhibit 2**).

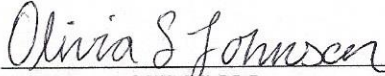
6. The tracking number for the mailing described in Paragraph 4 indicated that mailing was not signed for.

7. On June 21, 2024, I mailed the *Notice of Proposed License Revocation and Termination of Custom Exempt Status* attached here as **Exhibit 3** to Dustin Mallory doing business as BCM to 2371 Weaver Ln., Belgrade, MT 59714-9009, certified mail receipt no. 7015 0640 0001 7523 5606 (**Exhibit 2**).


8. The tracking number for the mailing described in Paragraph 7 indicated the mailing was delivered on June 24, 2024.

9. I have no knowledge of or reason to believe Dustin Mallory is an incompetent person, minor, or member of the military or naval services of the United States now or within six months preceding commencement of this action.

DATED this \_\_\_\_ day of July, 2024.

  
OLIVIA JOHNSON  
Helena, Montana

RETURN SERVICE REQUESTED



5613

DEPARTMENT OF LIVESTOCK

STATE OF MONTANA

PO BOX 202001  
HELENA, MONTANA 59620-2001

MT Dept of Livestock  
Purchasing and Supply

**RECEIVED**  
JUN 20 2024

June 13, 2024

Dustin Mallory  
595 West Shore Dr  
Belgrade MT 59714

INT  
EAT-15P210-59714

591 NFE 126012410006/18/24  
RETURN TO SENDER  
MALLORY  
2371 WEAVER LN  
BELGRADE MT 59714-9009  
RETURN TO SENDER  
|||

7015 0640 0001 7523 5590

U.S. Postal Service™ CERTIFIED MAIL® RECEIPT Domestic Mail Only	
For delivery information, visit our website at <a href="http://www.usps.com">www.usps.com</a> ®.	
OFFICIAL USE	
Certified Mail Fee \$ _____ Extra Services & Fees (check box, add fee as appropriate) <input type="checkbox"/> Return Receipt (hardcopy) \$ _____ <input type="checkbox"/> Return Receipt (electronic) \$ _____ <input type="checkbox"/> Certified Mail Restricted Delivery \$ _____ <input type="checkbox"/> Adult Signature Required \$ _____ <input type="checkbox"/> Adult Signature Restricted Delivery \$ _____ Postage \$ _____ Total Postage and Fees \$ _____	Postmark Here
Sent To <u>Dustin Mallory</u> Street and Apt. No., or PO Box No. <u>595 West Shore Dr.</u> City, State, ZIP+4® <u>Belgrade, MT 59714</u>	
PS Form 3800, April 2015 PSN 7530-02-000-9047 See Reverse for Instructions	

7015 0640 0001 7523 5606

U.S. Postal Service™ CERTIFIED MAIL® RECEIPT Domestic Mail Only	
For delivery information, visit our website at <a href="http://www.usps.com">www.usps.com</a> ®.	
OFFICIAL USE	
Certified Mail Fee \$ _____ Extra Services & Fees (check box, add fee as appropriate) <input type="checkbox"/> Return Receipt (hardcopy) \$ _____ <input type="checkbox"/> Return Receipt (electronic) \$ _____ <input type="checkbox"/> Certified Mail Restricted Delivery \$ _____ <input type="checkbox"/> Adult Signature Required \$ _____ <input type="checkbox"/> Adult Signature Restricted Delivery \$ _____ Postage \$ _____ Total Postage and Fees \$ _____	Postmark Here
Sent To <u>Dustin Mallory - Belgrade</u> Street and Apt. No., or PO Box No. <u>2371 Weaver Ln</u> City, State, ZIP+4® <u>Belgrade, MT 59714-9009</u>	
PS Form 3800, April 2015 PSN 7530-02-000-9047 See Reverse for Instructions	



**BEFORE THE DEPARTMENT OF LIVESTOCK  
STATE OF MONTANA**

In the Matter of  <b>DUSTIN MALLORY</b> , d/b/a Belgrade Custom Meats,  Custom Exempt License No. 2147.	<b>NOTICE OF PROPOSED LICENSE REVOCATION AND TERMINATION OF CUSTOM EXEMPT STATUS</b>
--	--

TO: Dustin Mallory  
d/b/a Belgrade Custom Meats  
595 West Shore Dr.  
Belgrade, MT 59714

**INTRODUCTION**

The Montana Department of Livestock (Department) gives notice to Dustin Mallory (Mallory), doing business as Belgrade Custom Meats, Custom Exempt License No. 2147, that it proposes to terminate his license to operate a meat establishment in the State of Montana as a custom exempt facility pursuant to Mont. Code Ann. § 81-9-201(2).

**EXHIBITS**

1. Cadastral Property Record
2. BCM License Application
3. Letter from Gallatin City-County Health Department (August 4, 2021)
4. Inspection Report (June 21, 2021)
5. Inspection Report (May 25, 2022)
6. Inspection Report (December 9, 2022)
7. Inspection Report (December 12, 2022)
8. Letter to Mallory (June 2, 2022)
9. Letter from Gallatin City-County Health Department (February 13, 2024)
10. Letter to Mallory (February 14, 2024)

**RELEVANT LAW**

The Department's Meat, Milk & Egg Inspection Bureau is a public health agency responsible for ensuring that meat and poultry food products are safe, wholesome, and accurately labeled. The bureau enforces the licensing requirements set forth in § 81-9-201 as well as the requirements of the Montana Meat and Poultry Inspection Act (Act) set forth in § 81-9-216 through -220 and § 81-9-226 through -236, MCA.

The Act applies to persons, establishments, animals, and articles regulated under the Federal Meat Inspection Act (FMIA) (21 U.S.C. § 601 et seq). § 81-9-219, MCA. This includes so-called

“custom exempt” facilities because, while custom exempt facilities are exempt from full inspection requirements under the FMIA (9 CFR § 303.1), they remain subject to regulations regarding sanitation (§§ 303.1(a)(2)(i) and 416.1 through 416.6), adulteration and misbranding (§ 303.1(f)), and recordkeeping (§§ 303.1(b)(3) and Part 320).

The Department has made the provisions of 9 CFR § 303.1 applicable to custom exempt facilities under the Act through administrative rule. § 81-2-102(1)(f), MCA; Admin. R. Mont. 32.6.712(a) and (k). Thus, Montana custom exempt facilities are subject to the following requirements:

**§ 320.1 Records to be kept.**

(a) Every person (including every firm or corporation) within any of the classes specified in paragraph (a) (1), (2), or (3) of this section is required by the Act to keep records which will fully and correctly disclose all transactions involved in his or its business subject to the Act:

(1) Any person that engages, for commerce, in the business of slaughtering any cattle, sheep, swine, goats, horses, mules, or other equines, or preparing, freezing, packaging, or labeling any carcasses, or parts or products of carcasses, of any such animals, for use as human food or animal food;

. . . .

(b) The required records are:

(1) Records, such as bills of sale, invoices, bills of lading, and receiving and shipping papers, giving the following information with respect to each transaction in which any livestock or carcass, part thereof, meat or meat food product is purchased, sold, shipped, received, transported, or otherwise handled by said person in connection with any business subject to the Act:

(i) The name or description of the livestock or article;

(ii) The net weight of the livestock or article;

(iii) The number of outside containers (if any);

(iv) The name and address of the buyer of livestock or article sold by such person, and the name and address of the seller of livestock or articles purchased by such person;

(v) The name and address of the consignee or receiver (if other than the buyer);

(vi) The method of shipment;

(vii) The date of shipment; and

(viii) The name and address of the carrier.

9 CFR § 320.1.

**§ 416.2 Establishment grounds and facilities.**

. . . .

(e) *Plumbing.* Plumbing systems must be installed and maintained to:

- (1) Carry sufficient quantities of water to required locations throughout the establishment;
- (2) Properly convey sewage and liquid disposable waste from the establishment;
- (3) Prevent adulteration of product, water supplies, equipment, and utensils and prevent the creation of insanitary conditions throughout the establishment;
- (4) Provide adequate floor drainage in all areas where floors are subject to flooding-type cleaning or where normal operations release or discharge water or other liquid waste on the floor;
- (5) Prevent back-flow conditions in and cross-connection between piping systems that discharge waste water or sewage and piping systems that carry water for product manufacturing; and
- (6) Prevent the backup of sewer gases.

(f) *Sewage disposal.* Sewage must be disposed into a sewage system separate from all other drainage lines or disposed of through other means sufficient to prevent backup of sewage into areas where product is processed, handled, or stored. When the sewage disposal system is a private system requiring approval by a State or local health authority, the establishment must furnish FSIS with the letter of approval from that authority upon request.

(g) *Water supply and water, ice, and solution reuse.*

- (1) A supply of running water that complies with the National Primary Drinking Water regulations (40 CFR part 141), at a suitable temperature and under pressure as needed, must be provided in all areas where required (for processing product, for cleaning rooms and equipment, utensils, and packaging materials, for employee sanitary facilities, etc.). If an establishment uses a municipal water supply, it must make available to FSIS, upon request, a water report, issued under the authority of the State or local health agency, certifying or attesting to the potability of the water supply. If an establishment



uses a private well for its water supply, it must make available to FSIS, upon request, documentation certifying the potability of the water supply that has been renewed at least semi-annually.

....

(h) *Dressing rooms, lavatories, and toilets.*

(1) Dressing rooms, toilet rooms, and urinals must be sufficient in number, ample in size, conveniently located, and maintained in a sanitary condition and in good repair at all times to ensure cleanliness of all persons handling any product. They must be separate from the rooms and compartments in which products are processed, stored, or handled.

(2) Lavatories with running hot and cold water, soap, and towels, must be placed in or near toilet and urinal rooms and at such other places in the establishment as necessary to ensure cleanliness of all persons handling any product.

(3) Refuse receptacles must be constructed and maintained in a manner that protects against the creation of insanitary conditions and the adulteration of product.

9 CFR § 416.2.

The Department considers a facility's plumbing, sewage, and water systems to be compliant if it meets the requirements imposed by the applicable local health authority.

Montana law requires the Department to revoke a custom exempt meat establishment license "when the department finds that the establishment for which the license is issued is not conducted in accordance with the rules and orders of the board [of livestock] made under 81-2-102" and prohibits the Department from renewing the license "until the establishment is in a sanitary condition in accordance with department rules." § 81-9-201(2).

### **FACTUAL BACKGROUND AND INVESTIGATION**

The real property located at 240 Buckskin Road, Belgrade, MT 59714 (Premises) is in Gallatin County, Montana. The Gallatin City-County Health Department (GCCHD) is the local agency responsible for issuing septic and wastewater permits and approvals to buildings within Gallatin County.

Public record indicates that there are at least six (6) buildings located on the Premises: one (1) residential duplex with plumbing and five (5) buildings described as warehouses without plumbing. **Exhibit 1.**

On or about June 25, 2021, BCM applied for a meat processing and storage depot license from the Department. **Exhibit 2.** BCM is not a business entity or assumed business name registered with the Montana Secretary of State, and Mallory signed the license application as the

establishment owner. *Id.* With its application, BCM provided the Department with a letter dated August 4, 2021 purportedly signed by a Gallatin County Sanitarian stating that the establishment at 240 Buckskin Road complied with State, County, and City codes on sewer and wastewater. **Exhibit 3.** The letter stated “Gray water will be pumped by a licensed septic hauler. Tanks are located inside the building and do not require a permit from our department.” *Id.*

At the time of BCM’s license application, BCM’s restrooms consisted of a portable restroom (commonly known as a port-a-potty) located outside the building. Department inspectors mistakenly believed the BCM was grandfathered in under the regulations in place prior to the February 15, 2020 adoption of Admin. R. Mont. 32.6.714, and the license application was approved. See **Exhibit 4.**

The Department inspected BCM’s facility on May 25, 2022, and noted that the sink in the processing room was not operational. **Exhibit 5.** Inspections in December 2022 also noted that the handwashing sink was not operational. **Exhibits 6 and 7.**

In or about June 13, 2023, the Department reviewed all custom exempt licenses for compliance with Admin. R. Mont. 32.6.714’s restroom requirement and sent letter to non-compliant licensees advising that they would need to come into compliance with restroom requirements by January 1, 2024. BCM was sent a letter to this effect on June 22, 2023. **Exhibit 8.**

Upon information and belief, BCM attempted to install a restroom in its building to comply with Admin. R. Mont. 32.6.714 and, in this process, requested approval from GCCHD. GCCHD provided the Department with a copy of a letter sent to BCM on or about February 13, 2024, which noted:

*Upon review of the Property, GCCHD found that the Property is currently out of compliance with the approved local wastewater treatment Permit-to-Operate (#12266) and the approved State of Montana Certificate of Subdivision Approval (COSA EQ #02-1656).*

*During the initial investigation, a discrepancy was found between the number of units on the Property and the number of units approved by the existing wastewater treatment system permit. Specifically, the Property is approved for either: two (2) living units or two (2) commercial units or one (1) living unit and one (1) commercial unit. It appears there are currently two (2) living units and at least eight (8) commercial units on the property, for a total of four (4) buildings. The septic permit is approved for a maximum daily flow of 700 gallons per day of residential strength wastewater (DEQ Circular 4 1.2.72; 3.1.3; 3.2.2). The additional connections and wastewater flow constitute a violation of Gallatin County Health Code Chapter 3.*

#### **Exhibit 9.**

On or about February 14, 2024, the Department notified BCM that it must cease operations due to being out of compliance with GCCHD’s wastewater requirements and therefore 9 CFR § 416.2 and Admin. R. Mont. 32.6.712. **Exhibit 10.**

On or about April 15, 2024, the Department received a complaint that BCM was continuing to operate on the Premises. On April 21, 2024, Department Investigator James Peterson (Investigator Peterson) visited the Premises and met with Mallory. Investigator Peterson observed and photographed the establishment processing pork. Mallory represented to Peterson that the pork was wild game and that they were not processing livestock. Peterson observed cut sheets listing the name and number of a [REDACTED] (F [REDACTED]).

Peterson contacted F [REDACTED] by telephone, and F [REDACTED] represented that he had purchased a live domestic pig from [REDACTED] R [REDACTED] (R [REDACTED]) and that the pig was currently being processed by BCM. F [REDACTED] stated he was unaware that BCM did not have an active license. Investigator Peterson then called and spoke with F [REDACTED] R [REDACTED] stated that eleven (11) pre-sold pigs had been slaughtered at F [REDACTED]'s ranch on April 13, 2024, by Travis Kamps (Kamps), an employee of BCM. R [REDACTED] stated that Kamps then brought the pigs back to BCM for processing. R [REDACTED] provided a copy of the invoice from the slaughter. He said he was unaware that BCM did not have a license.

Mallory failed to provide records to Investigator Peterson showing the numbers and kinds of livestock slaughtered on a custom basis, the quantities and types of products prepared on a custom basis, and the names and addresses of the owners of the livestock and products.

### **FINDINGS**

1. BCM's custom exempt meat establishment facility is not in compliance with applicable sanitary requirements because it out of compliance with Gallatin City-County Health Department's wastewater treatment requirements and the current permit allowance for the Premises.
2. BCM is currently engaging in the slaughter, processing, and storage of livestock for human consumption while out of compliance with applicable sanitary requirements.
3. BCM is not maintaining records according to 9 CFR 303.1 (b)(3) and MCA 81-9-220 (11).

### **STATEMENT OF RIGHTS AND PROCEDURES**

1. Mallory may request a hearing to contest the proposed revocation of his meat establishment license and termination of his custom exempt status. To exercise the right to a hearing, Mallory must send a written request within twenty (20) days of receipt of this *Notice of Proposed License Revocation and Termination of Custom Exempt Status* (Notice), addressed as follows:

Milk, Meat & Egg Inspection Bureau  
Montana Department of Livestock  
301 N. Roberts  
Helena, MT 59620  
[mmeioffice@mt.gov](mailto:mmeioffice@mt.gov)




2. Failure to request a hearing within twenty (20) days of receipt of this Notice will result in the revocation of Custom Exempt License No. 2147 and termination of custom exempt status. The revocation and termination will become a final agency action by default.

3. If Mallory requests a hearing within twenty (20) days, the Department will appoint an impartial hearing examiner to conduct the hearing. The hearing examiner will notify Mallory and the Department of the time and place of the hearing. Mallory has the right to appear in person or by or with counsel.

4. Procedural requirements governing this matter may be found at Mont. Code Ann. Title 2, ch. 4, pt. 6 (Montana Administrative Procedure Act), including the right to: a hearing before an impartial hearing examiner; present evidence, testify, confront, and cross-examine witnesses at the hearing; be represented by legal counsel, subpoena witnesses; and request judicial review and appeal.

5. After a proposed decision of a hearing examiner, or a default, the Board of Livestock will issue a Final Order. Mallory may request judicial review of a Final Order of the Board entered after consideration of a proposed decision of hearing examiner by filing a petition in district court within thirty (30) days of the issuance of a Final Order.

DATED this 21st day of June, 2024.

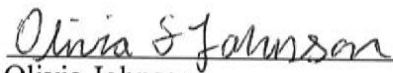
  
Lindsey R. Simon  
Agency Legal Counsel

### **CERTIFICATE OF SERVICE**

I certify I served a true and accurate copy of the foregoing *Notice of Proposed License Revocation and Termination of Custom Exempt Status* by placing it in the United States Postal Service mail, certified mail postage prepaid, addressed to the following:

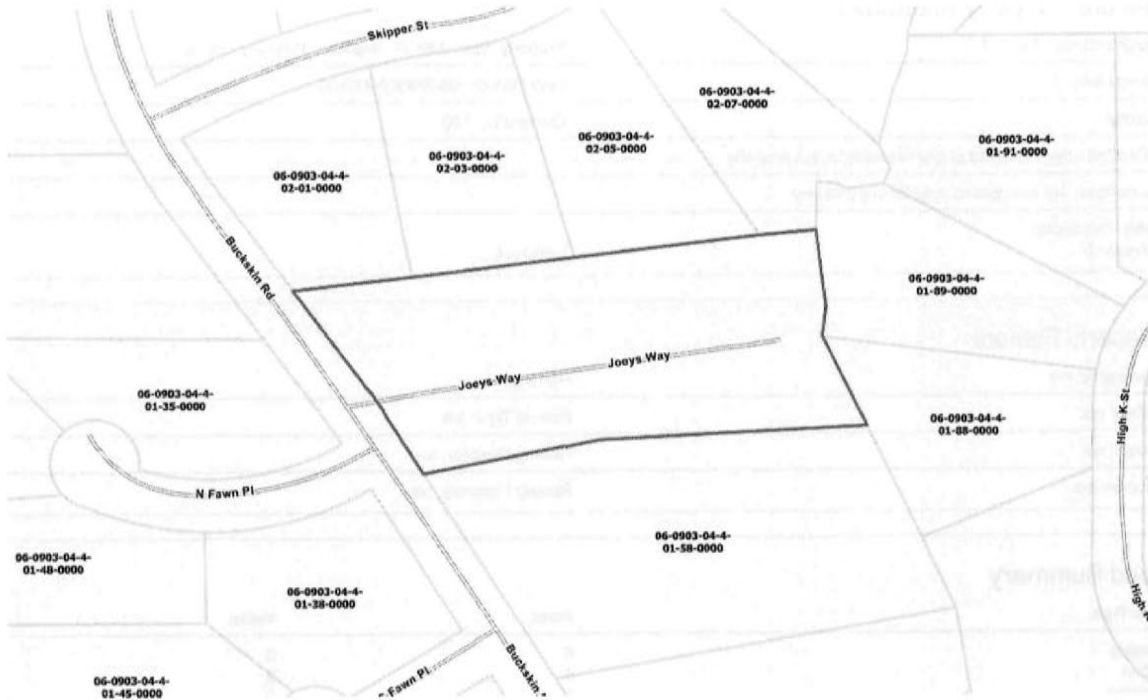
Dustin Mallory  
2371 Weaver Ln.  
Belgrade, MT 59714-9009

DATED this 21st day of June, 2024.

  
Olivia Johnson  
Montana Department of Livestock

Tax Year: 2024

Scale: 1:1826.95 Basemap: Cadastral Application Base Map



## Summary

### Primary Information

Property Category: RP

Subcategory: Commercial Property

Geocode: 06-0903-04-4-01-56-0000

Assessment Code: 00RFF42942

#### Primary Owner:

CH RENTALS LLC  
21 APEX DR  
BOZEMAN, MT 59718-6090

Note: See Owners section for all owners

#### Property Address:

240 BUCKSKIN RD

Certificate of Survey:

Legal Description: HIGH K SUB PH 2, S04, T01 S, R04 E, Lot 37A, ACRES 2.5, PLAT J-319

Last Modified: 5/18/2024 7:14:25 AM



# Cadastral Property Report

Tax Year: 2024

## General Property Information

Neighborhood: 206.111.C	Property Type: IMP_R - Improved Property - Rural
Living Units: 2	Levy District: 06-236806-44R 06
Zoning:	Ownership: 100
LinkedProperty: No linked properties exist for this property	
Exemptions: No exemptions exist for this property	
Condo Ownership:	Limited: 0
General: 0	

## Property Factors

Topography: n/a	Fronting: n/a
Utilities: n/a	Parking Type: n/a
Access: n/a	Parking Quantity: n/a
Location: n/a	Parking Proximity: n/a

## Land Summary

Land Type:	Acres:	Value:
Grazing	0	0
Fallow	0	0
Irrigated	0	0
Continuous Crop		
Wild Hay	0	0
Farm site	0	0
ROW	0	0
NonQual Land	0	0
Total Ag Land	0	0
Total Forest Land	0	0
Total Market Land	2.5	588183

## Deed Information

Deed Date	Book	Page	Recorded Date	Document Number	Document Type
3/30/2012			3/30/2012	2411908D	Warranty Deed
11/28/2001	2054	034D	N/A		
8/18/1999	201	4548D	N/A		

## Owners



# Cadastral Property Report

Tax Year: 2024

## Party #1

Default Information:	CH RENTALS LLC 21 APEX DR BOZEMAN, MT 59718-6090
Ownership %:	100
Primary Owner:	Yes
Interest Type:	Fee Simple
Last Modified:	4/13/2012 10:57:11 AM

## Appraisals

### Appraisal History

Tax Year	Land Value	Building Value	Total Value	Method
2024	588183	959720	1547903	COST
2023	588183	959720	1547903	COST
2022	320212	1186090	1506302	COST

## Market Land

### Market Land Item #1

Method: Sqft	Type: Primary Site
Width: n/a	Depth: n/a
Square Feet: 108900	Acres: n/a
Class Code: 2107	Value: 588183

## Dwellings

No dwellings exist for this parcel

## Other Buildings

# Cadastral Property Report

Tax Year: 2024

## Outbuilding/Yard Improvement #1

Type: Commercial	Description: CPA1 - Paving, asphalt
Quantity: 1	Year Built: 2003
Grade: A	Condition: Com 3 Normal
Functional: 3-Normal	Class Code: 3307

### Dimensions

Width/Diameter: n/a	Length: n/a
Size/Area: 1764	Height: n/a
Bushels: n/a	Circumference: n/a

## Outbuilding/Yard Improvement #2

Type: Commercial	Description: CPA2 - Paving, concrete, 4"
Quantity: 1	Year Built: 2003
Grade: A	Condition: Com 3 Normal
Functional: 3-Normal	Class Code: 3307

### Dimensions

Width/Diameter: n/a	Length: n/a
Size/Area: 26800	Height: n/a
Bushels: n/a	Circumference: n/a

## Outbuilding/Yard Improvement #3

Type: Commercial	Description: CPA1 - Paving, asphalt
Quantity: 1	Year Built: 2004
Grade: A	Condition: Com 3 Normal
Functional: 3-Normal	Class Code: 3307

### Dimensions

Width/Diameter: 30	Length: 70
Size/Area: n/a	Height: n/a
Bushels: n/a	Circumference: n/a

## Outbuilding/Yard Improvement #4

Type: Commercial	Description: CPA2 - Paving, concrete, 4"
Quantity: 2	Year Built: 2003
Grade: A	Condition: Com 2 Fair
Functional: 2-Fair	Class Code: 3327

### Dimensions

Width/Diameter: n/a	Length: n/a
Size/Area: 968	Height: n/a
Bushels: n/a	Circumference: n/a





# Cadastral Property Report

Tax Year: 2024

## Commercial

### Commercial Summary

#### Buildings Summary

Building Number	Building Name	Structure Type	Units	Year Built
5	UNITS 4A & B	398 - Warehouse	2	2004
6	STORAGE UNITS A THRU J	396 - Mini Warehouse	10	2015
1	DUPLEX	102 - Residential, 2-family	2	2003
2	UNIT 1A	398 - Warehouse	1	2003
3	UNIT 3A & B	398 - Warehouse	2	2003
4	STORAGE UNIT BLDG A THRU J	396 - Mini Warehouse	6	2004

### Existing Building #1

#### General Building Information

Building Number: 5	Building Name: UNITS 4A & B
Structure Type: 398 - Warehouse	Units/Building: 2
Identical Units: 1	Grade: A
Year Built: 2004	Year Remodeled: n/a
Class Code: 3307	Effective Year: 2005
Percent Complete: n/a	

#### Interior/Exterior Data #1

Level From: 01	Level To: 01
Use Type: 045 - Warehouse	

Dimensions	
Area: 3600	Perimeter: 240
Use SK Area: 1	Wall Height: 14

Features	
Exterior Wall Desc: 07 - Metal, light	Construction: 1-Wood Frame/Joist/Beam
Economic Life: n/a	% Interior Finished: 100
Partitions: 2-Normal	Heat Type: 0-None
AC Type: 0-None	Plumbing: 0-None
Physical Condition: 4-Good	Functional Utility: 3-Normal

Other Features							
Description	Qty	Width	Length	Height	Area	Calculated Value	Unadjusted Value

#### Elevators and Escalators

Description	Units	Rise-ft	Stops	Speed	Capacity	Cost
-------------	-------	---------	-------	-------	----------	------

# Cadastral Property Report

Tax Year: 2024

## Existing Building #2

### General Building Information

Building Number: 6	Building Name: STORAGE UNITS A THRU J
Structure Type: 396 - Mini Warehouse	Units/Building: 10
Identical Units: 1	Grade: A
Year Built: 2015	Year Remodeled: n/a
Class Code: 3307	Effective Year: n/a
Percent Complete: n/a	

### Interior/Exterior Data #1

Level From: 01	Level To: 01
Use Type: 041 - Mini Warehouse	
Dimensions	Perimeter: 148
Area: 1368	Wall Height: 8
Use SK Area: 1	
Features	Construction: 1-Wood Frame/Joist/Beam
Exterior Wall Desc: 07 - Metal, light	% Interior Finished: 100
Economic Life: n/a	Heat Type: 0-None
Partitions: 2-Normal	Plumbing: 0-None
AC Type: 0-None	Functional Utility: 3-Normal
Physical Condition: 4-Good	

Other Features	Qty	Width	Length	Height	Area	Calculated Value	Unadjusted Value
Description							

### Elevators and Escalators

Description	Units	Rise-ft	Stops	Speed	Capacity	Cost
-------------	-------	---------	-------	-------	----------	------

# Cadastral Property Report

Tax Year: 2024

## Existing Building #3

### General Building Information

Building Number: 1	Building Name: DUPLEX
Structure Type: 102 - Residential, 2-family	Units/Building: 2
Identical Units: 1	Grade: A
Year Built: 2003	Year Remodeled: n/a
Class Code: 3327	Effective Year: 2005
Percent Complete: n/a	

### Interior/Exterior Data #1

Level From: 02	Level To: 02
Use Type: 011 - Apartment	

#### Dimensions

Area: 2216	Perimeter: 204
Use SK Area: 1	Wall Height: 8

#### Features

Exterior Wall Desc: 02 - Frame	Construction: 1-Wood Frame/Joist/Beam
Economic Life: n/a	% Interior Finished: 100
Partitions: 2-Normal	Heat Type: 2-Hot Water or Steam
AC Type: 0-None	Plumbing: 2-Normal
Physical Condition: 4-Good	Functional Utility: 3-Normal

#### Other Features

Description	Qty	Width	Length	Height	Area	Calculated Value	Unadjusted Value
PP1 - Porch, open	2	4	12	0	0	2617.44	5235

### Interior/Exterior Data #2

Level From: 01	Level To: 01
Use Type: 011 - Apartment	

#### Dimensions

Area: 1512	Perimeter: 220
Use SK Area: 1	Wall Height: 9

#### Features

Exterior Wall Desc: 02 - Frame	Construction: 1-Wood Frame/Joist/Beam
Economic Life: n/a	% Interior Finished: 100
Partitions: 2-Normal	Heat Type: 2-Hot Water or Steam
AC Type: 0-None	Plumbing: 2-Normal
Physical Condition: 4-Good	Functional Utility: 3-Normal

#### Other Features

Description	Qty	Width	Length	Height	Area	Calculated Value	Unadjusted Value
RT2 - Patio, concrete	2	0	0	0	421	2252.346385	4505
RA1 - Garage, attached, frame, finished	2	22	22	0	0	27510.19	55020
RT1 - Patio, wood	2	12	12	0	0	2382.37	4765
RT2 - Patio, concrete	2	4	12	0	0	334.947301	670

### Elevators and Escalators

Description	Units	Rise-ft	Stops	Speed	Capacity	Cost
-------------	-------	---------	-------	-------	----------	------

# Cadastral Property Report

Tax Year: 2024

## Existing Building #4

### General Building Information

Building Number: 2	Building Name: UNIT 1A
Structure Type: 398 - Warehouse	Units/Building: 1
Identical Units: 1	Grade: A
Year Built: 2003	Year Remodeled: n/a
Class Code: 3307	Effective Year: 2005
Percent Complete: n/a	

### Interior/Exterior Data #1

Level From: 01	Level To: 01
Use Type: 045 - Warehouse	
Dimensions	
Area: 3600	Perimeter: 240
Use SK Area: 1	Wall Height: 14
Features	
Exterior Wall Desc: 07 - Metal, light	Construction: 1-Wood Frame/Joist/Beam
Economic Life: n/a	% Interior Finished: 100
Partitions: 2-Normal	Heat Type: 0-None
AC Type: 0-None	Plumbing: 0-None
Physical Condition: 4-Good	Functional Utility: 3-Normal

Other Features	Qty	Width	Length	Height	Area	Calculated Value	Unadjusted Value
Description							

### Elevators and Escalators

Description	Units	Rise-ft	Stops	Speed	Capacity	Cost
-------------	-------	---------	-------	-------	----------	------



# Cadastral Property Report

Tax Year: 2024

## Existing Building #5

### General Building Information

Building Number: 3	Building Name: UNIT 3A & B
Structure Type: 398 - Warehouse	Units/Building: 2
Identical Units: 1	Grade: A
Year Built: 2003	Year Remodeled: n/a
Class Code: 3307	Effective Year: 2005
Percent Complete: n/a	

### Interior/Exterior Data #1

Level From: 01	Level To: 01
Use Type: 045 - Warehouse	

Dimensions	
Area: 3600	Perimeter: 240
Use SK Area: 1	Wall Height: 14

### Features

Exterior Wall Desc: 07 - Metal, light	Construction: 1-Wood Frame/Joist/Beam
Economic Life: n/a	% Interior Finished: 100
Partitions: 2-Normal	Heat Type: 1-Hot Air
AC Type: 0-None	Plumbing: 0-None
Physical Condition: 4-Good	Functional Utility: 3-Normal

### Other Features

Description	Qty	Width	Length	Height	Area	Calculated Value	Unadjusted Value
-------------	-----	-------	--------	--------	------	------------------	------------------

### Elevators and Escalators

Description	Units	Rise-ft	Stops	Speed	Capacity	Cost
-------------	-------	---------	-------	-------	----------	------



# Cadastral Property Report

Tax Year: 2024

## Existing Building #6

### General Building Information

Building Number: 4	Building Name: STORAGE UNIT BLDG A THRU J
Structure Type: 396 - Mini Warehouse	Units/Building: 6
Identical Units: 1	Grade: A
Year Built: 2004	Year Remodeled: n/a
Class Code: 3307	Effective Year: 2005
Percent Complete: n/a	

### Interior/Exterior Data #1

Level From: 01	Level To: 01
Use Type: 041 - Mini Warehouse	

Dimensions	Perimeter: 274
Area: 3700	Wall Height: 14
Use SK Area: 1	

Features	Construction: 1-Wood Frame/Joist/Beam
Exterior Wall Desc: 07 - Metal, light	% Interior Finished: 100
Economic Life: n/a	Heat Type: 1-Hot Air
Partitions: 2-Normal	Plumbing: 0-None
AC Type: 0-None	Functional Utility: 3-Normal
Physical Condition: 4-Good	

Other Features	Qty	Width	Length	Height	Area	Calculated Value	Unadjusted Value
Description							

### Elevators and Escalators

Description	Units	Rise-ft	Stops	Speed	Capacity	Cost
-------------	-------	---------	-------	-------	----------	------

## Ag/Forest Land

No ag/forest land exists for this parcel

## Easements

No easements exist for this parcel

## Disclaimer



# Cadastral Property Report

Tax Year: 2024

The Montana State Library (MSL) provides this product/service for informational purposes only. MSL did not produce it for, nor is it suitable for legal, engineering, or surveying purposes. Data from disparate sources may not be in vertical alignment. Consumers of this information should review or consult the primary data and information sources to ascertain the viability of the information for their purposes. The MSL provides these data in good faith and in no event, shall be liable for any incorrect results or analysis, any lost profits and special, indirect or consequential damages to any party, arising out of or in connection with the use or the inability to use the data or the services provided. The MSL makes these data and services available as a convenience to the public, and for no other purpose. The MSL reserves the right to change or revise published data and/or services at any time.



Montana Department of Livestock  
Meat & Poultry Inspection Bureau  
PO Box 202001  
Helena MT 59620-2001  
Phone: 406-444-5202



Paid CK #1682  
6/25/21

License # (issued upon payment)

From: Gary Hamel, Bureau Chief

Subject: New Application for License to operate a Slaughterhouse, Meat Packing House or Meat Storage Depot for the current year of 2021

Per MCA 81-9-201 it is unlawful for a person, firm or corporation to engage in the business of slaughtering livestock or poultry or processing, storing or wholesaling the meat products of either without having a license issued by the Montana Department of Livestock.

+ + + + + + + + + + +

COMPLETE THIS SECTION

I HEREBY MAKE APPLICATION to be licensed to operate the following for meat and/or poultry in the State of Montana for the current year 2021.

Enclosed is my \$25 fee for license application. (Make checks payable to: Montana Dept of Livestock.)

Please check one or more of the following:

MEAT ☒

and/or

POULTRY ☐

☐ Slaughter House – an establishment where animals are butchered for human consumption

☒ Meat Packing House – an establishment where meat, meat products, and meat by-products intended for human consumption are prepared and/or processed

☒ Meat Storage Depot – an establishment where meat, meat food products and/or meat by-products intended for human consumption are stored.

Custom Meats DBA  
Belgrade Meats  
Name of Business

240 Buck Skin Rd  
Physical Location of Establishment

Belgrade mt 59714  
City State Zip

Dustin Mallory  
Print Name of Establishment Owner

595 West Shore Dr  
Mailing Address

Belgrade mt 59714  
City State Zip

406 920 0430  
Telephone Number

[Signature]  
Signature of Establishment Owner REQUIRED

\*\*\*DO NOT WRITE BELOW THIS SPACE. RETURN ENTIRE FORM.\*\*\*

This is an equal opportunity program. If you believe you have been discriminated against because of race, color, national origin, age, gender, religion or disability, contact the Secretary of Agriculture, Office of Civil Rights, Washington, DC 20250.

Form received date: JUN 25 2021

Date license issued: \_\_\_\_\_

License No. 21417

☐ Federal Inspected

☐ State Inspected

☒ Custom Exempt

☐ Meat Depot

BY: \_\_\_\_\_  
Form MI-001

EXHIBIT 2  
EXHIBIT 3



MONTANA DEPARTMENT OF LIVESTOCK



MONTANA MEAT & POULTRY INSPECTION BUREAU

**SEWER PERMIT**

This establishment Custom Meats located at 240 Buckskin Rd.; does comply with State, County, and City codes on sewer & wastewater regulations. This letter is will be retained in our records as Meat & Poultry Inspection requires approval of wastewater and sewer systems at the county level.

08/04/2021

Date

Nick Haskell Nick Haskell

County Sanitarian, R.S.

Gray water will be pumped by a licensed septic hauler. Tanks are located inside the building and do not require a permit from our department.

MI-227

**MONTANA DEPARTMENT OF LIVESTOCK**  
Meat & Poultry Inspection Bureau

**CUSTOM EXEMPT ESTABLISHMENT REVIEW & ASSESSMENT WORK SHEET**

Establishment Name: Belgrade Meats (Custom Meats)

District: 02SW06

License #

Location(city): 240 Buckskin Rd

Date of Review: 6/21/21

Owner/Manager's Name: Dustin Mallory

Inspector Name: Nick Wormgoor

| Type of Review                           | Type of Operation | Tally Per Quarter                        |        |                                |                                  |                          |                          |                          |                          |
|--|-------------------|--|--------|--------------------------------|----------------------------------|--------------------------|--------------------------|--------------------------|--------------------------|
| <input checked="" type="checkbox"/> NEW  | Slaughterhouse    | <input type="checkbox"/> Meat            | BISON  | <input type="checkbox"/> SWINE | <input type="checkbox"/> CHICKEN | <input type="checkbox"/> | <input type="checkbox"/> | <input type="checkbox"/> | <input type="checkbox"/> |
| <input type="checkbox"/> In-Depth        |                   | <input type="checkbox"/> Poultry         | BULL   | <input type="checkbox"/> YAK   | <input type="checkbox"/> DUCK    | <input type="checkbox"/> | <input type="checkbox"/> | <input type="checkbox"/> | <input type="checkbox"/> |
| <input type="checkbox"/> Follow Up       | Farm Slaughter    | <input checked="" type="checkbox"/> Meat | COW    | <input type="checkbox"/>       | <input type="checkbox"/> GEESE   | <input type="checkbox"/> | <input type="checkbox"/> | <input type="checkbox"/> | <input type="checkbox"/> |
| <input type="checkbox"/> Special         | Processing        | <input checked="" type="checkbox"/> Meat | GOAT   | <input type="checkbox"/> OTHER | <input type="checkbox"/> TURKEY  | <input type="checkbox"/> | <input type="checkbox"/> | <input type="checkbox"/> | <input type="checkbox"/> |
| <input type="checkbox"/> Unavailable     |                   | <input type="checkbox"/> Poultry         | HEIFER | <input type="checkbox"/>       | <input type="checkbox"/>         | <input type="checkbox"/> | <input type="checkbox"/> | <input type="checkbox"/> | <input type="checkbox"/> |
| <input type="checkbox"/> Out of Business | Poultry Exemption |  | LAMB   | <input type="checkbox"/>       | <input type="checkbox"/> OTHER   | <input type="checkbox"/> | <input type="checkbox"/> | <input type="checkbox"/> | <input type="checkbox"/> |
|  | Retail Sales      | <input type="checkbox"/>                 | SHEEP  | <input type="checkbox"/>       | <input type="checkbox"/>         | <input type="checkbox"/> | <input type="checkbox"/> | <input type="checkbox"/> | <input type="checkbox"/> |
|  |                   |  | STEER  | <input type="checkbox"/>       | <input type="checkbox"/>         | <input type="checkbox"/> | <input type="checkbox"/> | <input type="checkbox"/> | <input type="checkbox"/> |

**Items & Reference Codes**  
Check One: Compliance, Non-Compliance, NA

| I. Facilities & Equipment            | CFR         | C                                   | N                        | N/A                                 | VI. Sanitation  | CFR           | C                                   | N                        | N/A                                 |
|--------------------------------------|-------------|-------------------------------------|--------------------------|-------------------------------------|---|---------------|-------------------------------------|--------------------------|-------------------------------------|
| 1. Water                             | 416.2(g)    | <input checked="" type="checkbox"/> | <input type="checkbox"/> | <input type="checkbox"/>            | 21. Sewage & Waste Control  | 416.2(f)      | <input checked="" type="checkbox"/> | <input type="checkbox"/> | <input type="checkbox"/>            |
| 2. Plumbing                          | 416.2(e)    | <input checked="" type="checkbox"/> | <input type="checkbox"/> | <input type="checkbox"/>            | 22. Control/Use of Chemical   | 416.4(c)      | <input checked="" type="checkbox"/> | <input type="checkbox"/> | <input type="checkbox"/>            |
| 3. Back-Siphonage                    | 416.2(e)(5) | <input checked="" type="checkbox"/> | <input type="checkbox"/> | <input type="checkbox"/>            | 23. Personal Hygiene  | 416.5         | <input checked="" type="checkbox"/> | <input type="checkbox"/> | <input type="checkbox"/>            |
| 4. Sewage & Waste Material Permits   | 416.2(f)    | <input checked="" type="checkbox"/> | <input type="checkbox"/> | <input type="checkbox"/>            | 24. Sanitation, Ante-Mortem   | 416.4(b)      | <input type="checkbox"/>            | <input type="checkbox"/> | <input checked="" type="checkbox"/> |
| 5. Welfare Facilities                | 416.2(h)    | <input checked="" type="checkbox"/> | <input type="checkbox"/> | <input type="checkbox"/>            | 25. Sanitation, Post-Mortem   | 416.4         | <input type="checkbox"/>            | <input type="checkbox"/> | <input type="checkbox"/>            |
| 6. Dry Storage                       | 416.4       | <input checked="" type="checkbox"/> | <input type="checkbox"/> | <input type="checkbox"/>            | 26. Sanitation, Processing  | 416.4         | <input checked="" type="checkbox"/> | <input type="checkbox"/> | <input type="checkbox"/>            |
| 7. Outside Premises                  | 416.2(a)    | <input checked="" type="checkbox"/> | <input type="checkbox"/> | <input type="checkbox"/>            | <b>VII. Pest and Rodent Control</b>   |               |                                     |                          |                                     |
| 8. Ventilation & Condensation        | 416.2(d)    | <input checked="" type="checkbox"/> | <input type="checkbox"/> | <input type="checkbox"/>            | 27. Controls & Application/Use  | 416.2(a)      | <input checked="" type="checkbox"/> | <input type="checkbox"/> | <input type="checkbox"/>            |
| <b>II. Ante-Mortem</b>               |             |                                     |                          |                                     | <b>VIII. Condemned/Inedible Product Control</b>   |               |                                     |                          |                                     |
| 9. Humane Slaughter                  | 313         | <input type="checkbox"/>            | <input type="checkbox"/> | <input checked="" type="checkbox"/> | 28. Post-Mortem   | 416.3(c)      | <input type="checkbox"/>            | <input type="checkbox"/> | <input type="checkbox"/>            |
| 10. Water & Feed Available           | 313.2(e)    | <input type="checkbox"/>            | <input type="checkbox"/> | <input checked="" type="checkbox"/> | 29. Product Handling/SRM's  | 314.2/310.22  | <input type="checkbox"/>            | <input type="checkbox"/> | <input type="checkbox"/>            |
| <b>III. Post-Mortem</b>              |             |                                     |                          |                                     | <b>IX. Marks of Inspection (Not for Sale)</b>   |               |                                     |                          |                                     |
| 11. Facilities & Equipment           | 416.2(b)    | <input type="checkbox"/>            | <input type="checkbox"/> | <input type="checkbox"/>            | 30. Marking & Branding (Carcass)  | 303.1(2)(iii) | <input type="checkbox"/>            | <input type="checkbox"/> | <input type="checkbox"/>            |
| 12. Lighting                         | 416.2(c)    | <input type="checkbox"/>            | <input type="checkbox"/> | <input type="checkbox"/>            | 31. Poultry Labeling  | 381.10(a)(4)  | <input type="checkbox"/>            | <input type="checkbox"/> | <input checked="" type="checkbox"/> |
| 13. Carcass Evaluation - O Tolerance | 310.18      | <input type="checkbox"/>            | <input type="checkbox"/> | <input type="checkbox"/>            | <b>X. Records Required</b>  |               |                                     |                          |                                     |
| 14. Plant Addressed BSE/SRM          | 310.22      | <input type="checkbox"/>            | <input type="checkbox"/> | <input type="checkbox"/>            | 32. Required records kept for Meat  | 320.1-320.3   | <input type="checkbox"/>            | <input type="checkbox"/> | <input type="checkbox"/>            |
| <b>IV. Product Handling</b>          |             |                                     |                          |                                     | 33. Required records kept for Poultry   | 381.175-177   | <input type="checkbox"/>            | <input type="checkbox"/> | <input checked="" type="checkbox"/> |
| 15. Product in Cooler                | 416.4       | <input type="checkbox"/>            | <input type="checkbox"/> | <input type="checkbox"/>            | <b>Other</b>  |               |                                     |                          |                                     |
| 16. Product in Processing Area       | 303.1(d)(2) | <input type="checkbox"/>            | <input type="checkbox"/> | <input type="checkbox"/>            | 34.   |               | <input type="checkbox"/>            | <input type="checkbox"/> | <input type="checkbox"/>            |
| 17. Marking Products & Containers    | 316         | <input type="checkbox"/>            | <input type="checkbox"/> | <input type="checkbox"/>            | 35.   |               | <input type="checkbox"/>            | <input type="checkbox"/> | <input type="checkbox"/>            |
| <b>V. Processing</b>                 |             |                                     |                          |                                     | 36.   |               | <input type="checkbox"/>            | <input type="checkbox"/> | <input type="checkbox"/>            |
| 18. Facilities                       | 416.2(b)    | <input checked="" type="checkbox"/> | <input type="checkbox"/> | <input type="checkbox"/>            | 37.   |               | <input type="checkbox"/>            | <input type="checkbox"/> | <input type="checkbox"/>            |
| 19. Equipment                        | 416.3       | <input checked="" type="checkbox"/> | <input type="checkbox"/> | <input type="checkbox"/>            | 38.   |               | <input type="checkbox"/>            | <input type="checkbox"/> | <input type="checkbox"/>            |
| 20. Raw Pork Processing Control      | 318.10      | <input checked="" type="checkbox"/> | <input type="checkbox"/> | <input type="checkbox"/>            | <b>Review Status:</b> PASS <input checked="" type="checkbox"/> Needs Follow Up <input type="checkbox"/> |               |                                     |                          |                                     |

(CR) CRITICAL - Definite product adulteration. Facility will be reviewed again within 5 days and again the next quarter.

Codes: (MI) MINOR - Potential cause of product adulteration. Facility will be reviewed again within 6 months.

(MA) MAJOR - Likely cause of product adulteration. Facility will be reviewed again within 90 days (quarter).

| Number   | Code |  |
|--|------|--|
| 11-17, 25, 28-30, 32   |      | All items not verified because no production yet, not product in facility yet.               |
| 5  |      | welfare facility (lavatory) located outside, is pumped by "TLC" services on a regular basis. |
| 21   |      | Sinks plumbed into storage tank (with a pump) that will be pumped out by TLC when full.      |
| <b>COMMENTS:</b> Plant ready to license.<br>Dustin Mallory phone number: 406-920-0430, email address: Mallorydusty@yahoo.com |      |  |

Signature of Owner or representative: \_\_\_\_\_

Form MI-205 Rev 3/2021

**EXHIBIT 4**  
**EXHIBIT 3**



**MONTANA DEPARTMENT OF LIVESTOCK**  
**Meat & Poultry Inspection Bureau**

**CUSTOM EXEMPT ESTABLISHMENT REVIEW & ASSESSMENT WORK SHEET**

|   |                   |  |        |                               |       |               |         |
|---|-------------------|--|--------|-------------------------------|-------|---------------|---------|
| Establishment Name: Belgrade Meats (Custom Meats) |                   |  |        | District: 02SW06              |       | License #2147 |         |
| Location(city): 240 Buckskin Rd                   |                   |  |        | Date of Review: 05/25/2022    |       |               |         |
| Owner/Manager's Name: Dustin Mallory              |                   |  |        | Inspector Name: Austin Hoopes |       |               |         |
| <b>Type of Review</b>                             |                   | <b>Type of Operation</b>                 |        | <b>Tally Per Quarter</b>      |       |               |         |
| <input type="checkbox"/> NEW                      | Slaughterhouse    | <input type="checkbox"/> Meat            | BISON  | 6                             | SWINE | 19            | CHICKEN |
| <input checked="" type="checkbox"/> In-Depth      |                   | <input type="checkbox"/> Poultry         | BULL   | 2                             | YAK   |               | DUCK    |
| <input type="checkbox"/> Follow Up                | Farm Slaughter    | <input checked="" type="checkbox"/> Meat | COW    | 13                            |       |               | GEESE   |
| <input type="checkbox"/> Special                  | Processing        | <input checked="" type="checkbox"/> Meat | GOAT   |                               | OTHER |               | TURKEY  |
| <input type="checkbox"/> Unavailable              |                   | <input type="checkbox"/> Poultry         | HEIFER | 16                            |       |               |         |
| <input type="checkbox"/> Out of Business          | Poultry Exemption |  | LAMB   |                               |       |               | OTHER   |
|   | Retail Sales      | <input type="checkbox"/>                 | SHEEP  | 2                             |       |               |         |
| <b>Items &amp; Reference Codes</b>                |                   |  | STEER  | 62                            |       |               |         |
| Check One: Compliance, Non-Compliance, NA         |                   |  |        |                               |       |               |         |

| I. Facilities & Equipment            | CFR         | C                                   | N                                   | N/A                                 | VI. Sanitation                                  | CFR           | C   | N                                   | N/A                                 |
|--------------------------------------|-------------|-------------------------------------|-------------------------------------|-------------------------------------|---|---------------|---|-------------------------------------|-------------------------------------|
| 1. Water                             | 416.2(g)    | <input type="checkbox"/>            | <input checked="" type="checkbox"/> | <input type="checkbox"/>            | 21. Sewage & Waste Control                      | 416.2(f)      | <input checked="" type="checkbox"/>                 | <input type="checkbox"/>            | <input type="checkbox"/>            |
| 2. Plumbing                          | 416.2(e)    | <input checked="" type="checkbox"/> | <input type="checkbox"/>            | <input type="checkbox"/>            | 22. Control/Use of Chemical                     | 416.4(c)      | <input checked="" type="checkbox"/>                 | <input type="checkbox"/>            | <input type="checkbox"/>            |
| 3. Back-Siphonage                    | 416.2(e)(5) | <input checked="" type="checkbox"/> | <input type="checkbox"/>            | <input type="checkbox"/>            | 23. Personal Hygiene                            | 416.5         | <input checked="" type="checkbox"/>                 | <input type="checkbox"/>            | <input type="checkbox"/>            |
| 4. Sewage & Waste Material Permits   | 416.2(f)    | <input checked="" type="checkbox"/> | <input type="checkbox"/>            | <input type="checkbox"/>            | 24. Sanitation, Ante-Mortem                     | 416.4(b)      | <input type="checkbox"/>                            | <input type="checkbox"/>            | <input checked="" type="checkbox"/> |
| 5. Welfare Facilities                | 416.2(h)    | <input checked="" type="checkbox"/> | <input type="checkbox"/>            | <input type="checkbox"/>            | 25. Sanitation, Post-Mortem                     | 416.4         | <input type="checkbox"/>                            | <input checked="" type="checkbox"/> | <input type="checkbox"/>            |
| 6. Dry Storage                       | 416.4       | <input checked="" type="checkbox"/> | <input type="checkbox"/>            | <input type="checkbox"/>            | 26. Sanitation, Processing                      | 416.4         | <input type="checkbox"/>                            | <input checked="" type="checkbox"/> | <input type="checkbox"/>            |
| 7. Outside Premises                  | 416.2(a)    | <input checked="" type="checkbox"/> | <input type="checkbox"/>            | <input type="checkbox"/>            | <b>VII. Pest and Rodent Control</b>             |               |   |                                     |                                     |
| 8. Ventilation & Condensation        | 416.2(d)    | <input checked="" type="checkbox"/> | <input type="checkbox"/>            | <input type="checkbox"/>            | 27. Controls & Application/Use                  | 416.2(a)      | <input checked="" type="checkbox"/>                 | <input type="checkbox"/>            | <input type="checkbox"/>            |
| <b>II. Ante-Mortem</b>               |             |                                     |                                     |                                     | <b>VIII. Condemned/Inedible Product Control</b> |               |   |                                     |                                     |
| 9. Humane Slaughter                  | 313         | <input type="checkbox"/>            | <input type="checkbox"/>            | <input checked="" type="checkbox"/> | 28. Post-Mortem                                 | 416.3(c)      | <input checked="" type="checkbox"/>                 | <input type="checkbox"/>            | <input type="checkbox"/>            |
| 10. Water & Feed Available           | 313.2(e)    | <input type="checkbox"/>            | <input type="checkbox"/>            | <input checked="" type="checkbox"/> | 29. Product Handling/SRM's                      | 314.2/310.22  | <input checked="" type="checkbox"/>                 | <input type="checkbox"/>            | <input type="checkbox"/>            |
| <b>III. Post-Mortem</b>              |             |                                     |                                     |                                     | <b>IX. Marks of Inspection (Not for Sale)</b>   |               |   |                                     |                                     |
| 11. Facilities & Equipment           | 416.2(b)    | <input checked="" type="checkbox"/> | <input type="checkbox"/>            | <input type="checkbox"/>            | 30. Marking & Branding (Carcass)                | 303.1(2)(iii) | <input checked="" type="checkbox"/>                 | <input type="checkbox"/>            | <input type="checkbox"/>            |
| 12. Lighting                         | 416.2(c)    | <input checked="" type="checkbox"/> | <input type="checkbox"/>            | <input type="checkbox"/>            | 31. Poultry Labeling                            | 381.10(a)(4)  | <input type="checkbox"/>                            | <input type="checkbox"/>            | <input checked="" type="checkbox"/> |
| 13. Carcass Evaluation - 0 Tolerance | 310.18      | <input checked="" type="checkbox"/> | <input type="checkbox"/>            | <input type="checkbox"/>            | <b>X. Records Required</b>                      |               |   |                                     |                                     |
| 14. Plant Addressed BSE/SRM          | 310.22      | <input checked="" type="checkbox"/> | <input type="checkbox"/>            | <input type="checkbox"/>            | 32. Required records kept for Meat              | 320.1-320.3   | <input checked="" type="checkbox"/>                 | <input type="checkbox"/>            | <input type="checkbox"/>            |
| <b>IV. Product Handling</b>          |             |                                     |                                     |                                     | 33. Required records kept for Poultry           | 381.175-177   | <input type="checkbox"/>                            | <input type="checkbox"/>            | <input checked="" type="checkbox"/> |
| 15. Product in Cooler                | 416.4       | <input checked="" type="checkbox"/> | <input type="checkbox"/>            | <input type="checkbox"/>            | <b>Other</b>                                    |               |   |                                     |                                     |
| 16. Product in Processing Area       | 303.1(d)(2) | <input checked="" type="checkbox"/> | <input type="checkbox"/>            | <input type="checkbox"/>            | 34. Labeling Custom Prepared Products           | 317.16        | <input type="checkbox"/>                            | <input checked="" type="checkbox"/> | <input type="checkbox"/>            |
| 17. Marking Products & Containers    | 316         | <input checked="" type="checkbox"/> | <input type="checkbox"/>            | <input type="checkbox"/>            | 35.   |               | <input type="checkbox"/>                            | <input type="checkbox"/>            | <input type="checkbox"/>            |
| <b>V. Processing</b>                 |             |                                     |                                     |                                     | 36.   |               | <input type="checkbox"/>                            | <input type="checkbox"/>            | <input type="checkbox"/>            |
| 18. Facilities                       | 416.2(b)    | <input checked="" type="checkbox"/> | <input type="checkbox"/>            | <input type="checkbox"/>            | 37.   |               | <input type="checkbox"/>                            | <input type="checkbox"/>            | <input type="checkbox"/>            |
| 19. Equipment                        | 416.3       | <input checked="" type="checkbox"/> | <input type="checkbox"/>            | <input type="checkbox"/>            | 38.   |               | <input type="checkbox"/>                            | <input type="checkbox"/>            | <input type="checkbox"/>            |
| 20. Raw Pork Processing Control      | 318.10      | <input checked="" type="checkbox"/> | <input type="checkbox"/>            | <input type="checkbox"/>            | <b>Review Status:</b> PASS                      |               | Needs Follow Up <input checked="" type="checkbox"/> |                                     |                                     |

(CR) CRITICAL - Definite product adulteration. Facility will be reviewed again within 5 days and again the next quarter.  
 Codes: (MI) MINOR - Potential cause of product adulteration. Facility will be reviewed again within 6 months.  
 (MA) MAJOR - Likely cause of product adulteration. Facility will be reviewed again within 90 days (quarter).

| Number   | Code | Description   |
|--|------|---|
| 1.   | (MA) | I was not given any recent well water sample results. The plant is on a private well.   |
| 25. & 26.  | (MA) | Organ trees had dried blood present on them. The curing barrels had dried blood and dried meat particle present inside of them. |
| 34.  | (MI) | A package of a prime rib roast was not labeled with "Not For Sale" on the label.  |
| 1.   | (MA) | There is not a working hand sink in the main processing room, employees have to walk into a different room to wash their hands. |
| <b>COMMENTS:</b> welfare facility (lavatory) located outside, is pumped by "TLC" services on a regular basis. Sinks plumbed into storage tank (with a pump) that is pumped out by TLC when full. There is a hand sink in the main processing room but it does not currently work. Two plant employees were present during my inspection. The plant was processing beef during my review today.<br>Dustin Mallory phone number: 406-920-0430, email address: Mallorydusty@yahoo.com |      |   |

Signature of Owner or representative: \_\_\_\_\_

Form MI-205 Rev 3/2021

**EXHIBIT 5**  
**EXHIBIT 3**

**MONTANA DEPARTMENT OF LIVESTOCK**  
Meat & Poultry Inspection Bureau

**CUSTOM EXEMPT ESTABLISHMENT REVIEW & ASSESSMENT WORK SHEET**

Establishment Name: Belgrade Meats District: 02S06 License #2147  
Location(city): 240 Buckskin Rd, Belgrade MT 59714 Date of Review: 12/9/22  
Owner/Manager's Name: Dustin Malory Inspector Name: Nick Wormgoor

| Type of Review                                | Type of Operation | Headcounts Tally                         |        |                                |                                  |
|---|-------------------|--|--------|--------------------------------|----------------------------------|
| <input type="checkbox"/> NEW                  | Slaughterhouse    | <input type="checkbox"/> Meat            | BISON  | <input type="checkbox"/> SWINE | <input type="checkbox"/> CHICKEN |
| <input type="checkbox"/> In-Depth             |                   | <input type="checkbox"/> Poultry         | BULL   | <input type="checkbox"/> YAK   | <input type="checkbox"/> DUCK    |
| <input checked="" type="checkbox"/> Follow Up | Farm Slaughter    | <input checked="" type="checkbox"/> Meat | COW    |                                | <input type="checkbox"/> GEESE   |
| <input type="checkbox"/> Special              |                   | <input checked="" type="checkbox"/> Meat | GOAT   | <input type="checkbox"/> OTHER | <input type="checkbox"/> TURKEY  |
| <input type="checkbox"/> Unavailable          | Processing        | <input type="checkbox"/> Poultry         | HEIFER |                                |                                  |
| <input type="checkbox"/> Out of Business      |                   | Poultry Exemption                        | LAMB   |                                | <input type="checkbox"/> OTHER   |
|   | Retail Sales      |  | SHEEP  |                                |                                  |
| Items & Reference Codes                       |                   |  | STEER  |                                |                                  |
| Check One: Compliance, Non-Compliance, NA     |                   |  |        |                                |                                  |

| I. Facilities & Equipment             | CFR         | C                                   | N                                   | N/A                                 | VI. Sanitation  | CFR           | C                                   | N                                   | N/A                                 |
|---------------------------------------|-------------|-------------------------------------|-------------------------------------|-------------------------------------|---|---------------|-------------------------------------|-------------------------------------|-------------------------------------|
| 1. Water                              | 416.2(g)    | <input type="checkbox"/>            | <input checked="" type="checkbox"/> | <input type="checkbox"/>            | 21. Sewage & Waste Control  | 416.2(f)      | <input checked="" type="checkbox"/> | <input type="checkbox"/>            | <input type="checkbox"/>            |
| 2. Plumbing                           | 416.2(e)    | <input checked="" type="checkbox"/> | <input type="checkbox"/>            | <input type="checkbox"/>            | 22. Control/Use of Chemical   | 416.4(c)      | <input checked="" type="checkbox"/> | <input type="checkbox"/>            | <input type="checkbox"/>            |
| 3. Back-Siphonage                     | 416.2(e)(5) | <input checked="" type="checkbox"/> | <input type="checkbox"/>            | <input type="checkbox"/>            | 23. Personal Hygiene  | 416.5         | <input type="checkbox"/>            | <input checked="" type="checkbox"/> | <input type="checkbox"/>            |
| 4. Sewage & Waste Material Permits    | 416.2(f)    | <input checked="" type="checkbox"/> | <input type="checkbox"/>            | <input type="checkbox"/>            | 24. Sanitation, Ante-Mortem   | 416.4(b)      | <input type="checkbox"/>            | <input type="checkbox"/>            | <input type="checkbox"/>            |
| 5. Welfare Facilities                 | 416.2(h)    | <input type="checkbox"/>            | <input checked="" type="checkbox"/> | <input type="checkbox"/>            | 25. Sanitation, Post-Mortem   | 416.4         | <input type="checkbox"/>            | <input type="checkbox"/>            | <input type="checkbox"/>            |
| 6. Dry Storage                        | 416.4       | <input checked="" type="checkbox"/> | <input type="checkbox"/>            | <input type="checkbox"/>            | 26. Sanitation, Processing  | 416.4         | <input type="checkbox"/>            | <input type="checkbox"/>            | <input type="checkbox"/>            |
| 7. Outside Premises                   | 416.2(a)    | <input checked="" type="checkbox"/> | <input type="checkbox"/>            | <input type="checkbox"/>            | <b>VII. Pest and Rodent Control</b>   |               |                                     |                                     |                                     |
| 8. Ventilation & Condensation         | 416.2(d)    | <input checked="" type="checkbox"/> | <input type="checkbox"/>            | <input type="checkbox"/>            | 27. Controls & Application/Use  | 416.2(a)      | <input checked="" type="checkbox"/> | <input type="checkbox"/>            | <input type="checkbox"/>            |
| <b>II. Ante-Mortem</b>                |             |                                     |                                     |                                     | <b>VIII. Condemned/Inedible Product Control</b>   |               |                                     |                                     |                                     |
| 9. Humane Slaughter                   | 313         | <input type="checkbox"/>            | <input type="checkbox"/>            | <input checked="" type="checkbox"/> | 28. Post-Mortem   | 416.3(c)      | <input type="checkbox"/>            | <input type="checkbox"/>            | <input type="checkbox"/>            |
| 10. Water & Feed Available            | 313.2(e)    | <input type="checkbox"/>            | <input type="checkbox"/>            | <input checked="" type="checkbox"/> | 29. Product Handling/SRM's  | 314.2/310.22  | <input type="checkbox"/>            | <input type="checkbox"/>            | <input type="checkbox"/>            |
| <b>III. Post-Mortem</b>               |             |                                     |                                     |                                     | <b>IX. Marks of Inspection (Not for Sale)</b>   |               |                                     |                                     |                                     |
| 11. Facilities & Equipment            | 416.2(b)    | <input checked="" type="checkbox"/> | <input type="checkbox"/>            | <input type="checkbox"/>            | 30. Marking & Branding (Carcass)  | 303.1(2)(iii) | <input type="checkbox"/>            | <input type="checkbox"/>            | <input type="checkbox"/>            |
| 12. Lighting                          | 416.2(c)    | <input checked="" type="checkbox"/> | <input type="checkbox"/>            | <input type="checkbox"/>            | 31. Poultry Labeling  | 381.10(a)(4)  | <input type="checkbox"/>            | <input type="checkbox"/>            | <input checked="" type="checkbox"/> |
| 13. Carcass Evaluation - 0 Tolerance  | 310.18      | <input checked="" type="checkbox"/> | <input type="checkbox"/>            | <input type="checkbox"/>            | <b>X. Records Required</b>  |               |                                     |                                     |                                     |
| 14. Plant Addressed BSE/SRM           | 310.22      | <input type="checkbox"/>            | <input type="checkbox"/>            | <input type="checkbox"/>            | 32. Required records kept for Meat  | 320.1-320.3   | <input type="checkbox"/>            | <input checked="" type="checkbox"/> | <input type="checkbox"/>            |
| <b>IV. Product Handling</b>           |             |                                     |                                     |                                     | 33. Required records kept for Poultry   | 381.175-177   | <input type="checkbox"/>            | <input type="checkbox"/>            | <input checked="" type="checkbox"/> |
| 15. Product in Cooler                 | 416.4       | <input type="checkbox"/>            | <input checked="" type="checkbox"/> | <input type="checkbox"/>            | <b>Other</b>  |               |                                     |                                     |                                     |
| 16. Product in Processing Area        | 303.1(d)(2) | <input type="checkbox"/>            | <input type="checkbox"/>            | <input type="checkbox"/>            | 34. Dog present in facility in processing area  |               | <input type="checkbox"/>            | <input checked="" type="checkbox"/> | <input type="checkbox"/>            |
| 17. Marking Products & Containers     | 316         | <input checked="" type="checkbox"/> | <input type="checkbox"/>            | <input type="checkbox"/>            | 35.   |               | <input type="checkbox"/>            | <input type="checkbox"/>            | <input type="checkbox"/>            |
| <b>V. Processing</b>                  |             |                                     |                                     |                                     | 36.   |               | <input type="checkbox"/>            | <input type="checkbox"/>            | <input type="checkbox"/>            |
| 18. Facilities                        | 416.2(b)    | <input checked="" type="checkbox"/> | <input type="checkbox"/>            | <input type="checkbox"/>            | 37.   |               | <input type="checkbox"/>            | <input type="checkbox"/>            | <input type="checkbox"/>            |
| 19. Equipment                         | 416.3       | <input checked="" type="checkbox"/> | <input type="checkbox"/>            | <input type="checkbox"/>            | 38.   |               | <input type="checkbox"/>            | <input type="checkbox"/>            | <input type="checkbox"/>            |
| 20. Preparation & Handling of Product | 303.1(b)    | <input type="checkbox"/>            | <input type="checkbox"/>            | <input type="checkbox"/>            | <b>Review Status:</b> <input checked="" type="checkbox"/> PASS <input type="checkbox"/> Needs Follow Up <input checked="" type="checkbox"/> |               |                                     |                                     |                                     |

(CR) CRITICAL - Definite product adulteration. Facility will be reviewed again within 5 days and again the next quarter.

Codes: (MI) MINOR - Potential cause of product adulteration. Facility will be reviewed again within 6 months.

(MA) MAJOR - Likely cause of product adulteration. Facility will be reviewed again within 90 days (quarter).

| Number  | Code | Description   |
|---|------|---|
| 1   | MI   | No water sample results available since May (only 1 sample done this year)  |
| 5   | MA   | Handwashing sink in West processing area not working  |
| 15  | MA   | Hanging cooler (West cooler) full of domestic carcasses, but floor very filthy. Dried blood, meat scraps, and hair covering floor. Inside of door had dried blood on it |
| 32  | MI   | No records available today. Will return next week to get headcounts and verify plant meets record keeping requirements  |
| <b>COMMENTS:</b> 23 (MA) because main processing area (where employees were working today) does not have an operable hand washing sink their hand washing and hygiene is questionable.<br>34 (MA) Dog was present on East processing floor while employee was processing wild game.<br>Only wild game processing today. Items left blank were not verified or observed today (no livestock production). Lavatory located outside and is pumped by "TLC" services on a regular basis. One sink (East processing area) is plumbed into storage tank that is also pumped out regularly. The other (Inoperable) sink drains into a bucket that employees dump when full. Dustin phone number: 406-920-0430, email: Mallorydusty@yahoo.com |      |   |

Signature of Owner or representative: \_\_\_\_\_

Form MI-205 Rev 3/2021

**EXHIBIT 6**  
**EXHIBIT 3**



**MONTANA DEPARTMENT OF LIVESTOCK**  
Meat & Poultry Inspection Bureau

**CUSTOM EXEMPT ESTABLISHMENT REVIEW & ASSESSMENT WORK SHEET**

Establishment Name: Belgrade Meats District: 02SW05 License #2147

Location(city): 240 Buckskin Rd, Belgrade MT 59714 Date of Review: 12/12/22

Owner/Manager's Name: Dustin Malory Inspector Name: Nick Wormgoor

| Type of Review                                | Type of Operation | Headcounts Tally                         |        |    |       |    |         |  |  |
|---|-------------------|--|--------|----|-------|----|---------|--|--|
| <input type="checkbox"/> NEW                  | Slaughterhouse    | <input type="checkbox"/> Meat            | BISON  | 10 | SWINE | 43 | CHICKEN |  |  |
| <input type="checkbox"/> In-Depth             |                   | <input type="checkbox"/> Poultry         | BULL   | 6  | YAK   | 1  | DUCK    |  |  |
| <input checked="" type="checkbox"/> Follow Up | Farm Slaughter    | <input checked="" type="checkbox"/> Meat | COW    | 2  |       |    | GEESE   |  |  |
| <input type="checkbox"/> Special              | Processing        | <input checked="" type="checkbox"/> Meat | GOAT   | 4  | OTHER |    | TURKEY  |  |  |
| <input type="checkbox"/> Unavailable          |                   | <input type="checkbox"/> Poultry         | HEIFER | 13 |       |    |         |  |  |
| <input type="checkbox"/> Out of Business      | Poultry Exemption |  | LAMB   | 20 |       |    | OTHER   |  |  |
|   | Retail Sales      |  | SHEEP  |    |       |    |         |  |  |
|   |                   |  | STEER  | 66 |       |    |         |  |  |

**Items & Reference Codes**  
Check One: Compliance, Non-Compliance, NA

| I. Facilities & Equipment             | CFR         | C                                   | N                                   | N/A                                 | VI. Sanitation  | CFR           | C                                   | N                                   | N/A                                 |
|---------------------------------------|-------------|-------------------------------------|-------------------------------------|-------------------------------------|---|---------------|-------------------------------------|-------------------------------------|-------------------------------------|
| 1. Water                              | 416.2(g)    | <input type="checkbox"/>            | <input checked="" type="checkbox"/> | <input type="checkbox"/>            | 21. Sewage & Waste Control  | 416.2(f)      | <input checked="" type="checkbox"/> | <input type="checkbox"/>            | <input type="checkbox"/>            |
| 2. Plumbing                           | 416.2(e)    | <input checked="" type="checkbox"/> | <input type="checkbox"/>            | <input type="checkbox"/>            | 22. Control/Use of Chemical   | 416.4(c)      | <input checked="" type="checkbox"/> | <input type="checkbox"/>            | <input type="checkbox"/>            |
| 3. Back-Siphonage                     | 416.2(e)(5) | <input checked="" type="checkbox"/> | <input type="checkbox"/>            | <input type="checkbox"/>            | 23. Personal Hygiene  | 416.5         | <input type="checkbox"/>            | <input checked="" type="checkbox"/> | <input type="checkbox"/>            |
| 4. Sewage & Waste Material Permits    | 416.2(f)    | <input checked="" type="checkbox"/> | <input type="checkbox"/>            | <input type="checkbox"/>            | 24. Sanitation, Ante-Mortem   | 416.4(b)      | <input type="checkbox"/>            | <input type="checkbox"/>            | <input type="checkbox"/>            |
| 5. Welfare Facilities                 | 416.2(h)    | <input type="checkbox"/>            | <input checked="" type="checkbox"/> | <input type="checkbox"/>            | 25. Sanitation, Post-Mortem   | 416.4         | <input type="checkbox"/>            | <input type="checkbox"/>            | <input type="checkbox"/>            |
| 6. Dry Storage                        | 416.4       | <input checked="" type="checkbox"/> | <input type="checkbox"/>            | <input type="checkbox"/>            | 26. Sanitation, Processing  | 416.4         | <input type="checkbox"/>            | <input type="checkbox"/>            | <input type="checkbox"/>            |
| 7. Outside Premises                   | 416.2(a)    | <input checked="" type="checkbox"/> | <input type="checkbox"/>            | <input type="checkbox"/>            | <b>VII. Pest and Rodent Control</b>   |               |                                     |                                     |                                     |
| 8. Ventilation & Condensation         | 416.2(d)    | <input checked="" type="checkbox"/> | <input type="checkbox"/>            | <input type="checkbox"/>            | 27. Controls & Application/Use  | 416.2(a)      | <input checked="" type="checkbox"/> | <input type="checkbox"/>            | <input type="checkbox"/>            |
| <b>II. Ante-Mortem</b>                |             |                                     |                                     |                                     | <b>VIII. Condemned/Inedible Product Control</b>   |               |                                     |                                     |                                     |
| 9. Humane Slaughter                   | 313         | <input type="checkbox"/>            | <input type="checkbox"/>            | <input checked="" type="checkbox"/> | 28. Post-Mortem   | 416.3(c)      | <input type="checkbox"/>            | <input type="checkbox"/>            | <input type="checkbox"/>            |
| 10. Water & Feed Available            | 313.2(e)    | <input type="checkbox"/>            | <input type="checkbox"/>            | <input checked="" type="checkbox"/> | 29. Product Handling/SRM's  | 314.2/310.22  | <input type="checkbox"/>            | <input type="checkbox"/>            | <input type="checkbox"/>            |
| <b>III. Post-Mortem</b>               |             |                                     |                                     |                                     | <b>IX. Marks of Inspection (Not for Sale)</b>   |               |                                     |                                     |                                     |
| 11. Facilities & Equipment            | 416.2(b)    | <input checked="" type="checkbox"/> | <input type="checkbox"/>            | <input type="checkbox"/>            | 30. Marking & Branding (Carcass)  | 303.1(2)(iii) | <input type="checkbox"/>            | <input type="checkbox"/>            | <input type="checkbox"/>            |
| 12. Lighting                          | 416.2(c)    | <input checked="" type="checkbox"/> | <input type="checkbox"/>            | <input type="checkbox"/>            | 31. Poultry Labeling  | 381.10(a)(4)  | <input type="checkbox"/>            | <input type="checkbox"/>            | <input checked="" type="checkbox"/> |
| 13. Carcass Evaluation - 0 Tolerance  | 310.18      | <input checked="" type="checkbox"/> | <input type="checkbox"/>            | <input type="checkbox"/>            | <b>X. Records Required</b>  |               |                                     |                                     |                                     |
| 14. Plant Addressed BSE/SRM           | 310.22      | <input type="checkbox"/>            | <input type="checkbox"/>            | <input type="checkbox"/>            | 32. Required records kept for Meat  | 320.1-320.3   | <input checked="" type="checkbox"/> | <input type="checkbox"/>            | <input type="checkbox"/>            |
| <b>IV. Product Handling</b>           |             |                                     |                                     |                                     | 33. Required records kept for Poultry   | 381.175-177   | <input type="checkbox"/>            | <input type="checkbox"/>            | <input checked="" type="checkbox"/> |
| 15. Product in Cooler                 | 416.4       | <input checked="" type="checkbox"/> | <input type="checkbox"/>            | <input type="checkbox"/>            | <b>Other</b>  |               |                                     |                                     |                                     |
| 16. Product in Processing Area        | 303.1(d)(2) | <input type="checkbox"/>            | <input type="checkbox"/>            | <input type="checkbox"/>            | 34.   |               | <input type="checkbox"/>            | <input type="checkbox"/>            | <input type="checkbox"/>            |
| 17. Marking Products & Containers     | 316         | <input checked="" type="checkbox"/> | <input type="checkbox"/>            | <input type="checkbox"/>            | 35.   |               | <input type="checkbox"/>            | <input type="checkbox"/>            | <input type="checkbox"/>            |
| <b>V. Processing</b>                  |             |                                     |                                     |                                     | 36.   |               | <input type="checkbox"/>            | <input type="checkbox"/>            | <input type="checkbox"/>            |
| 18. Facilities                        | 416.2(b)    | <input checked="" type="checkbox"/> | <input type="checkbox"/>            | <input type="checkbox"/>            | 37.   |               | <input type="checkbox"/>            | <input type="checkbox"/>            | <input type="checkbox"/>            |
| 19. Equipment                         | 416.3       | <input checked="" type="checkbox"/> | <input type="checkbox"/>            | <input type="checkbox"/>            | 38.   |               | <input type="checkbox"/>            | <input type="checkbox"/>            | <input type="checkbox"/>            |
| 20. Preparation & Handling of Product | 303.1(b)    | <input type="checkbox"/>            | <input type="checkbox"/>            | <input type="checkbox"/>            | <b>Review Status:</b> PASS <input type="checkbox"/> Needs Follow Up <input checked="" type="checkbox"/> |               |                                     |                                     |                                     |

**(CR) CRITICAL** - Definite product adulteration. Facility will be reviewed again within 5 days and again the next quarter.

**Codes:** **(MI) MINOR** - Potential cause of product adulteration. Facility will be reviewed again within 6 months.

**(MA) MAJOR** - Likely cause of product adulteration. Facility will be reviewed again within 90 days (quarter).

| Number | Code |   |
|--------|------|---|
| 1      | MI   | No water sample results available since May (only 1 sample done this year)  |
| 5, 23  | MA   | Handwashing sink in West processing area not working. Part ordered, until it is fixed employee hand washing is a concern. |
|        |      |   |
|        |      |   |

**COMMENTS:** Only wild game processing today. Items left blank were not verified or observed today (no livestock production). Lavatory located outside and is pumped by "TLC" services on a regular basis. One sink (East processing area) is plumbed into storage tank that is also pumped out regularly. The other (inoperable) sink drains into a bucket that employees dump when full. Dustin phone number: 406-920-0430, email: Mallorydusty@yahoo.com

Signature of Owner or representative: \_\_\_\_\_

Form MI-205 Rev 3/2021

**EXHIBIT 7**  
**EXHIBIT 3**

# STATE OF MONTANA

GREG GIANFORTE, GOVERNOR

## MT DEPARTMENT OF LIVESTOCK

PO BOX 202001

HELENA, MONTANA 59620-2001

(406) 444-7323/FAX (406) 444-1929

livemail@mt.gov



ANIMAL HEALTH & FOOD SAFETY DIVISION (406) 444-2043

BRANDS ENFORCEMENT DIVISION (406) 444-2045

CENTRALIZED SERVICES DIVISION (406) 444-4994

EXECUTIVE OFFICE (406) 444-9321

June 22, 2023

Dustin Mallory  
Belgrade Meats  
240 Buckskin Rd.  
Belgrade, MT 59714

Dear Mr. Mallory,

The Montana Meat & Poultry Inspection Bureau in agreement with the USDA Food Safety Inspection Service recently reviewed your licensed custom exempt facility. All plants licensed in the state of Montana are reviewed for compliance at least once a year.

During the June 20, 2023 visit by supervisor Nick Wormgoor, the item(s) listed below were found out of compliance.

- Item #1 - No welfare/restroom facilities in the building (CFR 416.2(h))
- Item #2 - Some equipment dirty from previous production (CFR 416.3)
- Item #3 - Customer addresses not recorded (CFR 320.1-320.3)

This letter is to inform you that you must address these issues and bring your facility into compliance to remain licensed to process poultry in Montana. In particular, Item #1, lack of welfare facilities, must be addressed and remedied by January 1, 2024.

If you have questions regarding these findings feel free to contact Nick Wormgoor, Southwest District Supervisor by calling (406) 461-9832.

Sincerely,

Alicia Love, Acting Bureau Chief  
Meat & Poultry Inspection Bureau

cc: District Supervisor



[www.healthygallatin.org](http://www.healthygallatin.org)

## Gallatin City-County Health Department

**Environmental Health Services**  
215 W. Mendenhall, Rm 108  
Bozeman, MT 59715-3478  
406-582-3120 • Fax: 406-582-3128

### INVESTIGATION LETTER

February 13, 2024

Belgrade Custom Meats  
240 Buckskin Road  
Belgrade, MT 59714

Sent: First Class Mail, Email

CH Rentals LLC  
21 Apex Drive  
Bozeman, MT 59718

**Re:** Non-compliant wastewater disposal system (Complaint ID #23-000592)

**Property:** 240 Buckskin Road, Lot 37A  
Section 4, Township 1S, Range 4E

To Whom It May Concern:

In January of 2024, the Gallatin City-County Health Department (GCCHD) received a request to certify the on-site wastewater treatment system as meeting the requirements for commercial use, including meat processing, for the above-described property (Property). Belgrade Custom Meats, which rents out a unit on the Property, wished to submit this documentation to the Department of Livestock (DOL). Upon review of the Property, GCCHD found that the Property is currently out of compliance with the approved local wastewater treatment Permit-to-Operate (#12266) and the approved State of Montana Certificate of Subdivision Approval (COSA EQ #02-1656).

During the initial investigation, a discrepancy was found between the number of units on the Property and the number of units approved by the existing wastewater treatment system permit. Specifically, the Property is approved for either: two (2) living units or two (2) commercial units or one (1) living unit and one (1) commercial unit. It appears there are currently two (2) living units and at least eight (8) commercial units on the property, for a total of four (4) buildings. The septic permit is approved for a maximum daily flow of 700 gallons per day of residential strength wastewater (DEQ Circular 4 1.2.72; 3.1.3; 3.2.2). The additional connections and wastewater flow constitute a violation of Gallatin County Health Code Chapter 3.

GCCHD and the Gallatin County Code Compliance Officer are actively pursuing the compliance issues on the Property. Currently, a Plan of Correct exists between the Property owner (CH Rentals LLC) and GCCHD to submit a COSA rewrite for the Property. Contingent upon the COSA rewrite being approved, local wastewater treatment system permit application(s) must be obtained and installed for the proposed modifications.

**EXHIBIT 9**  
**EXHIBIT 3**

Until the time that these physical modifications have been installed and a Permit-to-Operate issued, GCCHD cannot agree that the existing wastewater treatment system is adequate, nor in compliance with current regulations.

If you have any questions, please contact us at 406-582-3120.

Sincerely,

A handwritten signature in cursive script, appearing to read "K. Deeter".

Kara Deeter, S.I.T.  
Environmental Health Specialist



---

STATE OF MONTANA  
GREG GIANFORTE, GOVERNOR

---

MT DEPARTMENT OF LIVESTOCK

PO BOX 202001  
HELENA, MONTANA 59620-2001  
(406) 444-7323/FAX (406) 444-1929  
livemail@mt.gov



ANIMAL HEALTH & FOOD SAFETY DIVISION (406) 444-2043  
BRANDS ENFORCEMENT DIVISION (406) 444-2045  
CENTRALIZED SERVICES DIVISION (406) 444-4994  
EXECUTIVE OFFICE (406) 444-9321

February 14, 2024

Dustin Malory  
Belgrade Meats  
240 Buckskin Rd.  
Belgrade, MT 59714

Dear Mr. Malory,

On February 13, 2024, the Montana Meat & Poultry Inspection Bureau was informed by Gallatin City-County Health Department that they have issued an "Investigation Letter" to Belgrade Custom Meats in regards to a non-compliant waste water disposal system and are actively pursuing this compliance issue.

As a licensed custom exempt meat processor, your wastewater disposal system must meet the regulations outlined in the Code of Federal Regulations (CFR) Title 9, Chapter 416.2 and adopted by reference in by the Administrative Rules of Montana (ARM) 32.6.712.

This letter shall serve as your notification that Belgrade Custom Meats located at 240 Buckskin Rd. Belgrade, MT 59714, must cease all custom exempt slaughter and processing of livestock until any corrective actions outlined by Gallatin City-County Health Department are completed and they provide documentation to the Department of Livestock that your waste water disposal system is back in compliance.

If you have any questions regarding this matter, please contact me at 406-438-6262 or by email at [Alicia.love2@mt.gov](mailto:Alicia.love2@mt.gov).

Sincerely,

A handwritten signature in dark ink, appearing to read "Alicia Love", is written over a horizontal line.

Alicia Love, Acting Bureau Chief  
Meat & Poultry Inspection Bureau

cc: District Supervisor





# Board of Livestock Meeting

## Agenda Request Form

|   |              |  |    |                                   |       |      |
|---|--------------|--|----|-----------------------------------|-------|------|
| From:<br><b>Brian Simonson</b>  |              | Division/Program:<br><b>Centralized Services</b> |    | Meeting Date:<br><b>7/31/2024</b> |       |      |
| <b><u>Agenda Item:</u> Predator Control Aerial Hunting Allocations</b>  |              |  |    |                                   |       |      |
| Background Info: Report the Counties' and Wildlife Service's allocations per 81-7-102 MCA. The three counties (Carter, Powder River and Richland) have elected not to utilize Wildlife Services to perform predator control, therefore a portion of the predator control fund is paid directly to these three counties. |              |  |    |                                   |       |      |
| Recommendation: n/a   |              |  |    |                                   |       |      |
| Time needed: 15 min   | Attachments: | Yes X  | No | Board vote required:              | Yes X | No   |
| <b><u>Agenda Item:</u> June 30, 2024 State Special Revenue Report</b>   |              |  |    |                                   |       |      |
| Background Info: Report for month end comparisons of state special revenues.  |              |  |    |                                   |       |      |
| Recommendation: n/a   |              |  |    |                                   |       |      |
| Time needed: 10 min   | Attachments: | Yes X  | No | Board vote required:              | Yes   | No X |
| <b><u>Agenda Item:</u> June 29, 2024 Budget Comparison Report</b>   |              |  |    |                                   |       |      |
| Background Info: Report expenditure to budget comparison report by division and/or bureau and attached boards. This report also compares current year expenditures to prior year expenditures.  |              |  |    |                                   |       |      |
| Recommendation: n/a   |              |  |    |                                   |       |      |
| Time needed: 15 min   | Attachments: | Yes X  | No | Board vote required               | Yes   | No X |

**MONTANA DEPARTMENT OF LIVESTOCK  
PREDATOR CONTROL  
PAYMENT ALLOCATION  
FY 2025**

**DEPARTMENT OF LIVESTOCK  
PREDATOR CONTROL - THREE COUNTY ALLOCATION  
FY 2025**

Counties not covered by Wild Life Services

|  | <u>PCF Billed</u> |              |
|--|-------------------|--------------|
| Carter                                       | \$ 171,730        |              |
| Powder River                                 | 170,533           |              |
| Richland                                     | <u>82,922</u>     |              |
| Total PCF billed to three counties           |                   | \$ 425,185   |
| Total Per Capita Fee billed                  |                   | \$ 4,767,692 |
| Percentage of PCF paid by the three counties |                   | 8.92%        |

|  |                         |
|--|-------------------------|
| Amount Available for Allocation              | \$ 575,000              |
| Percentage of PCF paid by the three counties | 8.92%                   |
| Amount Allocated to the three counties       | <u><u>\$ 51,290</u></u> |

|  |                          |
|--|--------------------------|
| Budgeted Amount                              | \$ 575,000               |
| Less: Helicopter Insurance                   | -                        |
| Less: Amount Allocated to the three counties | (51,290)                 |
| Amount Available for Wildlife Services       | <u><u>\$ 523,710</u></u> |

**Counties not covered by Wild Life Services**

|              | <u>PCF Billed</u> |         | <u>County<br/>Allocation</u> |
|--------------|-------------------|---------|------------------------------|
| Carter       | \$ 171,730        | 40.39%  | \$ 20,716                    |
| Powder River | 170,533           | 40.11%  | 20,572                       |
| Richland     | <u>82,922</u>     | 19.50%  | <u>10,002</u>                |
|              | <u>\$ 425,185</u> | 100.00% | <u><u>\$ 51,290</u></u>      |

**MONTANA DEPARTMENT OF LIVESTOCK  
STATE SPECIAL REVENUE REPORT  
JUNE 30, 2024**



**DEPARTMENT OF LIVESTOCK**  
**STATE SPECIAL REVENUE COMPARISON FY 2024**

|    |   | FY 2023<br>as of<br>June 30, 2023 | FY 2024<br>as of<br>June 30, 2024 | Difference<br>June 30,<br>FY23 & FY24 | Budgeted<br>Revenue<br>FY 2024 |
|----|---|-----------------------------------|-----------------------------------|---------------------------------------|--------------------------------|
|    | A   | B                                 | C                                 | D                                     | E                              |
| 1  | <b>Fund Description</b>   |                                   |                                   |                                       |                                |
| 2  | <b>02425 Brands</b>   |                                   |                                   |                                       |                                |
| 3  | New Brands & Transfers  | \$ 269,480                        | \$ 117,467                        | \$ (152,013)                          | \$ 405,000                     |
| 4  | Re-Recorded Brands  | 821,684                           | 789,634                           | (32,050)                              | 821,700                        |
| 5  | Security Interest Filing Fee  | 67,937                            | 33,257                            | (34,680)                              | 14,400                         |
| 6  | Livestock Dealers License   | 102,225                           | 102,800                           | 575                                   | 103,000                        |
| 7  | Field Inspections   | 244,375                           | 216,197                           | (28,178)                              | 245,000                        |
| 8  | Market Inspection Fees  | 1,448,258                         | 1,438,490                         | (9,768)                               | 1,448,000                      |
| 9  | Investment Earnings   | 395,867                           | 544,147                           | 148,280                               | 315,890                        |
| 10 | Stock Estray  | 158,400                           | 138,214                           | (20,186)                              | 156,000                        |
| 11 | Other Revenues  | 96,492                            | 61,174                            | (35,318)                              | 15,010                         |
| 12 | <b>Total Brands Division Revenue</b>  | <b>\$ 3,604,718</b>               | <b>\$ 3,441,380</b>               | <b>\$ (163,338)</b>                   | <b>\$ 3,524,000</b>            |
| 13 | <b>02426 Per Capita Fee (PCF)</b>   |                                   |                                   |                                       |                                |
| 14 | Per Capita Fee  | \$ 4,583,077                      | \$ 4,867,527                      | \$ 284,450                            | \$ 4,584,900                   |
| 15 | Indirect Cost Recovery  | 428,056                           | 424,588                           | (3,468)                               | 428,100                        |
| 16 | Investment Earnings   | 473,457                           | 691,688                           | 218,231                               | 473,000                        |
| 17 | Other Revenues  | 10,307                            | 17,729                            | 7,422                                 | 15,100                         |
| 18 | <b>Total Per Capita Fee Revenue</b>   | <b>\$ 5,494,897</b>               | <b>\$ 6,001,532</b>               | <b>\$ 506,635</b>                     | <b>\$ 5,501,100</b>            |
| 19 |   |                                   |                                   |                                       |                                |
| 20 | <b>02701 Milk Inspection</b>  |                                   |                                   |                                       |                                |
| 21 | Inspectors Assessment   | \$ 284,873                        | \$ 281,537                        | \$ (3,336)                            | \$ 284,900                     |
| 22 | Investment Earnings   | 5,292                             | 5,634                             | 342                                   | 5,290                          |
| 23 | <b>Total Milk Inspection</b>  | <b>\$ 290,165</b>                 | <b>\$ 287,171</b>                 | <b>\$ (2,994)</b>                     | <b>\$ 290,190</b>              |
| 24 |   |                                   |                                   |                                       |                                |
| 25 | <b>02262 EGG GRADING</b>  |                                   |                                   |                                       |                                |
| 26 | Inspectors Assessment   | \$ 211,929                        | \$ 218,147                        | \$ 6,218                              | \$ 212,000                     |
| 27 | <b>Total EGG GRADING</b>  | <b>\$ 211,929</b>                 | <b>\$ 218,147</b>                 | <b>\$ 6,218</b>                       | <b>\$ 212,000</b>              |
| 28 |   |                                   |                                   |                                       |                                |
| 29 | <b>06026 Diagnostic Lab Fees</b>  |                                   |                                   |                                       |                                |
| 30 | Lab Fees  | \$ 1,536,475                      | \$ 1,525,353                      | \$ (11,122)                           | \$ 1,553,000                   |
| 31 | Other Revenues  | 4,216                             | 3,115                             | (1,101)                               | 4,215                          |
| 32 | <b>Total Diagnostic Lab Fees</b>  | <b>\$ 1,540,691</b>               | <b>\$ 1,528,468</b>               | <b>\$ (12,223)</b>                    | <b>\$ 1,557,215</b>            |
| 33 |   |                                   |                                   |                                       |                                |
| 34 | <b>Combined State Special Revenue Total</b>   | <b>\$ 11,142,400</b>              | <b>\$ 11,476,698</b>              | <b>\$ 334,298</b>                     | <b>\$ 11,084,505</b>           |
| 35 |   |                                   |                                   |                                       |                                |
| 36 | <b>Voluntary Wolf Donation Fund - per 81-7-123 MCA</b>  |                                   |                                   |                                       |                                |
| 37 | ** Donations  | \$ 114,370                        | \$ 125,364                        | \$ 10,994                             | \$ 114,900                     |
| 38 | The security interest brands liens renewal began in January 2023. Brands liens are amortized from January 2023 to December 2027. Security Interest Filing Fee revenue will be low at the beginning of the five year cycle and will increase from year to year.  |                                   |                                   |                                       |                                |
| 39 | The monthly rate of return on STIP investments was 5.37% and 5.08% for June 30, 2024 and June 30, 2023, respectively. As of June 30, the fiscal year-to-date average rate of return for fiscal year 2024 and 2023 was 5.38% and 3.71%, respectively. The Department's STIP balance in all funds as of June 30, 2024 and June 30, 2023 was \$23,634,492 and \$24,260,429, respectively or \$625,938 less than last year. |                                   |                                   |                                       |                                |
| 40 | ** Donations to the Volunteer Wolf Donation fund for the current fiscal year as of June 30, 2024 is \$125,364 or \$10,994 more than the same period last year. The total amount of donations received from inception of the voluntary wolf donation program is \$482,856 as of June 30, 2024. The Department has transferred \$357,082 of the voluntary wolf donations to Wild Life Services for predator control.      |                                   |                                   |                                       |                                |

**MONTANA DEPARTMENT OF LIVESTOCK  
EXPENSE COMPARISON REPORT  
APRIL 30, 2024**

**MONTANA DEPARTMENT OF LIVESTOCK  
BUDGETARY EXPENSE COMPARISON REPORT  
JUNE 29, 2024**

**DIVISION: DEPARTMENT OF LIVESTOCK  
PROGRAM: DEPARTMENT OF LIVESTOCK**

| BUDGET TO ACTUAL<br>EXPENSE COMPARISON<br>REPORT |                                     | FY 2024<br>Budget | Year-to-Date<br>Actual Expenses<br>June<br>FY 2024 | Same Period<br>Prior Year<br>Actual Expenses<br>June<br>FY 2023 | Year to Year<br>Comparison | Balance of<br>Budget<br>Available |
|--|-------------------------------------|-------------------|--|---|----------------------------|-----------------------------------|
|  |                                     |                   |  |   |                            |                                   |
| <b>BUDGETED FTE</b>                              |                                     | <b>137.61</b>     |  |   |                            |                                   |
|  | <b>A</b>                            | <b>B</b>          | <b>C</b>   | <b>D</b>  | <b>E</b>                   | <b>F</b>                          |
| <b>61000 PERSONAL SERVICES</b>                   |                                     |                   |  |   |                            |                                   |
| 1  | 61100 SALARIES                      | \$ 7,898,535      | \$ 7,345,341                                       | \$ 7,033,844  | \$ 311,497                 | \$ 553,194                        |
| 2  | 61200 OVERTIME                      | 243,586           | 347,248  | 239,331   | 107,917                    | (103,662)                         |
| 3  | 61300 OTHER/PER DIEM                | 11,400            | 9,800  | 3,950   | 5,850                      | 1,600                             |
| 4  | 61400 BENEFITS                      | 3,139,358         | 2,985,742  | 2,857,865   | 127,877                    | 153,616                           |
| 5  | TOTAL PERSONAL SERVICES             | 11,292,879        | 10,688,131   | 10,134,990  | 553,141                    | 604,748                           |
| <b>62000 OPERATIONS</b>                          |                                     |                   |  |   |                            |                                   |
| 7  | 62100 CONTRACT                      | 1,879,775         | 1,639,420  | 1,572,509   | 66,911                     | 240,355                           |
| 8  | 62200 SUPPLY                        | 1,248,414         | 1,105,740  | 1,060,767   | 44,973                     | 142,674                           |
| 9  | 62300 COMMUNICATION                 | 323,845           | 287,728  | 191,816   | 95,912                     | 36,117                            |
| 10   | 62400 TRAVEL                        | 234,123           | 203,207  | 198,524   | 4,683                      | 30,916                            |
| 11   | 62500 RENT                          | 711,508           | 669,399  | 665,279   | 4,120                      | 42,109                            |
| 12   | 62600 UTILITIES                     | 40,984            | 39,672   | 37,814  | 1,858                      | 1,312                             |
| 13   | 62700 REPAIR & MAINT                | 191,466           | 247,214  | 223,903   | 23,311                     | (55,748)                          |
| 14   | 62800 OTHER EXPENSES                | 616,524           | 498,965  | 569,600   | (70,635)                   | 117,559                           |
| 15   | TOTAL OPERATIONS                    | 5,246,639         | 4,691,345  | 4,520,212   | 171,133                    | 555,294                           |
| <b>63000 EQUIPMENT</b>                           |                                     |                   |  |   |                            |                                   |
| 17   | 63100 EQUIPMENT                     | 659,528           | 578,756  | 2,200   | 576,556                    | 80,772                            |
| 18   | TOTAL EQUIPMENT                     | 659,528           | 578,756  | 2,200   | 576,556                    | 80,772                            |
| <b>67000 CLAIMS</b>                              |                                     |                   |  |   |                            |                                   |
| 21   | 67200 DEPRECIATION REMEDIATION      | 150,000           | 150,000  | -   | 150,000                    | -                                 |
| 22   | TOTAL CLAIMS                        | 150,000           | 150,000  | -   | 150,000                    | -                                 |
| <b>68000 TRANSFERS</b>                           |                                     |                   |  |   |                            |                                   |
| 24   | 68000 TRANSFERS                     | 395,481           | 370,462  | 335,914   | 34,548                     | 25,019                            |
| 25   | TOTAL TRANSFERS                     | 395,481           | 370,462  | 335,914   | 34,548                     | 25,019                            |
| 26   | TOTAL                               | \$ 17,744,527     | \$ 16,478,694                                      | \$ 14,993,316   | \$ 1,485,378               | \$ 1,265,833                      |
| <b>27</b>  |                                     |                   |  |   |                            |                                   |
| <b>28 FUND</b>                                   |                                     |                   |  |   |                            |                                   |
| 29   | 01100 GENDERAL FUND                 | \$ 3,912,663      | \$ 3,722,057                                       | \$ 3,203,315  | \$ 518,742                 | \$ 190,606                        |
| 30   | 02262 SHIELDED EGG GRADING FEES     | 383,192           | 208,924  | 207,123   | 1,801                      | 174,268                           |
| 31   | 02425 BRAND INSPECTION FEES         | 3,589,967         | 3,503,760  | 3,130,770   | 372,990                    | 86,207                            |
| 32   | 02426 PER CAPITA FEE                | 5,553,707         | 5,060,495  | 4,371,014   | 689,481                    | 493,212                           |
| 33   | 02427 ANIMAL HEALTH                 | 13,376            | 7,655  | -   | 7,655                      | 5,721                             |
| 34   | 02701 MILK INSPECTION FEES          | 397,929           | 333,016  | 365,338   | (32,322)                   | 64,913                            |
| 35   | 02817 MILK CONTROL                  | 200,625           | 181,722  | 218,037   | (36,315)                   | 18,903                            |
| 36   | 03209 MEAT & POULTRY INSPECTION-FED | 1,414,708         | 1,215,895  | 1,107,863   | 108,032                    | 198,813                           |
| 37   | 03032 SHELL EGG FEDERAL INSPECTION  | 27,798            | 27,290   | 12,902  | 14,388                     | 508                               |
| 38   | 03427 AH FEDERAL UMBRELLA           | 902,595           | 880,212  | 852,030   | 28,182                     | 22,383                            |
| 39   | 03673 FEDERAL ANIMAL HEALTH DISEASE | 23,983            | 18,735   | 5,982   | 12,753                     | 5,248                             |
| 40   | 06026 DIAGNOSTIC LABORATORY FEES    | 1,323,984         | 1,318,933  | 1,518,942   | (200,009)                  | 5,051                             |
| 41   | TOTAL BUDGET FUNDING                | \$ 17,744,527     | \$ 16,478,694                                      | \$ 14,993,316   | \$ 1,485,378               | \$ 1,265,833                      |

The Department of Livestock is budgeted for \$17,744,527 and 137.61 FTE in FY 2024. Personal services budget is 95% expended with 100% of payrolls complete. Personal services expended as of June 2024 was \$553,141 higher than June 2023. Operations are 89% expended with 100% of the budget year lapsed. Operation expenses as of June 2024 were \$171,133 higher than June 2023. Overall, Department of Livestock total expenditures were \$1,485,378 higher than the same period last year. As of June 29, 2024, 93% of the department's budget has been expended.

The Department had employee termination payouts of \$147,151 and \$364,641 for the period ending June 29, 2024 and June 30, 2023, respectively.

**MONTANA DEPARTMENT OF LIVESTOCK  
BUDGETARY EXPENSE COMPARISON REPORT  
JUNE 29, 2024**

**DIVISION: DEPARTMENT OF LIVESTOCK  
PROGRAM: STATUTORY APPROPRIATIONS / BUDGET AMENMENTS / HOUSEBILL 10**

**BUDGET TO ACTUAL EXPENSE  
COMPARISON REPORT**

|  | FY 2024<br>Budget | Year-to-Date Actual<br>Expenses June<br>FY 2024 | Same Period Prior Year<br>Actual Expenses June<br>FY 2023 | Year to Year<br>Comparison | Balance of Budget<br>Available |
|--|-------------------|---|---|----------------------------|--------------------------------|
| <b><u>STATUTORY APPROPRIATED, BUDGET AMENDED AND HOUSEBILL 10 EXPENDITURES</u></b>               |                   |   |   |                            |                                |
| <b>A</b>   | <b>B</b>          | <b>C</b>  | <b>D</b>  | <b>E</b>                   | <b>F</b>                       |
| 61000 PERSONAL SERVICES  |                   |   |   |                            |                                |
| 1 61100 SALARIES   | \$ 64,543         | \$ 33,781                                       | \$ 27,150   | \$ 6,631                   | \$ 30,762                      |
| 2 61400 BENEFITS   | 32,342            | 20,636  | 16,064  | 4,572                      | 11,706                         |
| 3 TOTAL PERSONAL SERVICES  | 96,885            | 54,417  | 43,214  | 11,203                     | 42,468                         |
| 4 62000 OPERATIONS   |                   |   |   |                            |                                |
| 5 62100 CONTRACT   | 895,392           | 810,823   | 683,796   | 127,027                    | 84,569                         |
| 6 62200 SUPPLY   | 115,394           | 84,204  | 44,891  | 39,313                     | 31,190                         |
| 7 62300 COMMUNICATION  | 30,490            | 12,549  | 6,775   | 5,774                      | 17,941                         |
| 8 62400 TRAVEL   | 45,377            | 20,882  | 11,917  | 8,965                      | 24,495                         |
| 9 62500 RENT   | 88,150            | 86,931  | 2,770   | 84,161                     | 1,219                          |
| 10 62700 REPAIR & MAINT  | 98,667            | 57,548  | 79,160  | (21,612)                   | 41,119                         |
| 11 62800 OTHER EXPENSES  | 49,757            | 29,411  | 26,789  | 2,622                      | 20,346                         |
| 12 TOTAL OPERATIONS  | 1,323,227         | 1,102,348                                       | 856,098   | 246,250                    | 220,879                        |
| 13 63000 EQUIPMENT   |                   |   |   |                            |                                |
| 14 63100 EQUIPMENT   | 1,294,416         | 226,253   | 75,052  | 151,201                    | 1,068,163                      |
| 15 63400 INTANGIBLE ASSETS   | 490,530           | 490,530   | 535,949   | (45,419)                   | (0)                            |
| 16 TOTAL EQUIPMENT   | 1,784,946         | 716,783   | 611,001   | 105,782                    | 1,068,163                      |
| 17 66000 GRANTS  |                   |   |   |                            |                                |
| 18 66100 FROM STATE SOURCES  | 100,000           | 143,276   | 3,000   | 140,276                    | (43,276)                       |
| 19 TOTAL GRANTS  | 100,000           | 143,276   | 3,000   | 140,276                    | (43,276)                       |
| 20 67000 CLAIMS  |                   |   |   |                            |                                |
| 21 67200 DEPREDATION REMEDIATION   | 300,000           | 44,635  | 268,283   | (223,648)                  | 255,365                        |
| 22 67200 INDEMNITY PAYMENTS  | 10,000            | 5,850   | -   | 5,850                      | 4,150                          |
| 23 TOTAL CLAIMS  | 310,000           | 50,485  | 268,283   | (217,798)                  | 259,515                        |
| 24 TOTAL EXPENDITURES  | \$ 3,615,058      | \$ 2,067,309                                    | \$ 1,781,596  | \$ 285,713                 | \$ 1,547,749                   |
| 25   |                   |   |   |                            |                                |
| 26 <b><u>STATUTORY APPROPRIATED (SA) :: BUDGET AMENDED (BA) FUNDS :: HOUSEBILL 10 (HB10)</u></b> |                   |   |   |                            |                                |
| 27 02117 PREDATOR ANIMAL CONTROL (SA)  | \$ 575,000        | \$ 575,000                                      | \$ 425,000  | \$ 150,000                 | \$ -                           |
| 28 02124 LIVESTOCK LOSS REMEDIATION (SA)   | 300,000           | 187,911   | 268,283   | (80,372)                   | 112,089                        |
| 29 02125 LIVESTOCK LOSS REDUCTION (SA)   | 100,000           | -   | 3,000   | (3,000)                    | 100,000                        |
| 30 02136 WOLF MITIGATION DONATIONS (SA)  | 113,958           | 113,958   | 98,794  | 15,164                     | -                              |
| 31 02426 PER CAPITA FEE (HB10)   | 490,530           | 490,530   | 535,949   | (45,419)                   | -                              |
| 32 02980 INDEMNITY FUND (SA)   | 10,000            | 5,850   | -   | 5,850                      | 4,150                          |
| 33 03209 MEAT & POULTRY INSPECTION (BA)  | 98,282            | 98,282  | -   | 98,282                     | -                              |
| 34 03427 FEDERAL UMBRELLA FUNDING (BA)   | 93,916            | 79,150  | -   | 79,150                     | 14,766                         |
| 35 03673 FEDERAL ANIMAL HEALTH DISEASE (BA)  | 593,698           | 359,813   | 326,528   | 33,285                     | 233,885                        |
| 36 03673 NAHLN ARP AWARD (BA)  | 1,000,000         | -   | -   | -                          | 1,000,000                      |
| 37 03710 ANIMAL DISEASE TRACEABILITY (BA)  | 239,674           | 156,815   | 124,042   | 32,773                     | 82,859                         |
| 38 TOTAL SA, BA AND HB10 FUNDING   | \$ 3,615,058      | \$ 2,067,309                                    | \$ 1,781,596  | \$ 285,713                 | \$ 1,547,749                   |

The Livestock Loss Board is statutorily budgeted \$300,000 and \$100,000 for livestock depredation loss remediation and livestock depredation reductions grants, respectively. As of June 29, 2024 the board has spend \$143,276 on livestock depredations reductions grants in FY 2024. Because the Livestock Loss Board has House Bill 02 authority for livestock depredation loss claims, it has not paid claims from the Statutory Appropriations fund 02124. From the total amount budgeted for depredation claims of \$450,000 in House Bill 02 and Statutory Appropriations, LLB has expended \$194,635 or 43% of the total depredation claims budgets, account 67200. In FY 2023, LLB paid \$268,283 for depredation claims as of June 30, 2023 or \$73,648 more than the current year.

The 2023 legislation approved HB10 authority for \$1,000,000 of per capita fee for software development. While there is no end date to HB10 authority, DOA monitors the progress of IT projects to ensure that agencies are developing the projects in a timely manner. The department requests authority as needed to pay for work performed on the software development. As of June 29, 2024, the department has requested \$375,000 in HB10 budget authority and has spent \$384,766 of the 2023 HB10 authority. The department has \$615,234 of the \$1,000,000 HB10 authority remaining.

Beginning in Fiscal Year 2024, the 2023 legislature passed 81-2-203 MCA creating a statutory indemnity special revenue fund for compensation of animals for slaughter due to disease under the direction of the department as per 81-2-201 MCA. The department may transfer \$10,000 per year to the fund. Unspent monies are carried forward to subsequent years until the fund accumulates \$100,000 of transferred funds. Payments are limited to the cash balance in the fund after the annual transfer. The department paid \$5,850 in indemnity payments in FY 2024 and has \$4,150 remaining for indemnity payments. This amount can be rolled forward and paid in future years.

The Diagnostic Laboratory was awarded \$1,000,000 from the American Rescue Plan (ARP) through USDA, APHIS. This grant is a sub-award through the Colorado State University. This grant is to purchase equipment for the Diagnostic Laboratory including the incinerator for the new lab building. MVDL has until May 31, 2025 to spend the grant funding.

**MONTANA DEPARTMENT OF LIVESTOCK  
BUDGETARY EXPENSE COMPARISON REPORT  
JUNE 29, 2024**

**DIVISION:** CENTRALIZED SERVICES  
**PROGRAM:** CENTRAL SERVICES AND BOARD OF LIVESTOCK

**BUDGET TO ACTUAL  
EXPENSE COMPARISON  
REPORT**

|   | FY 2024<br>Budget | Year-to-Date<br>Actual Expenses<br>June<br>FY 2024 | Same Period<br>Prior Year Actual<br>Expenses June<br>FY 2023 | Year to Year<br>Comparison | Balance of<br>Budget<br>Available |
|---|-------------------|--|--|----------------------------|-----------------------------------|
| <b>BUDGETED FTE</b>   | <b>14.00</b>      |  |  |                            |                                   |
| <b>A</b>  | <b>B</b>          | <b>C</b>   | <b>D</b>   | <b>E</b>                   | <b>F</b>                          |
| <b>61000 PERSONAL SERVICES</b>                                  |                   |  |  |                            |                                   |
| <b>1</b> 61100 SALARIES   | \$ 959,697        | \$ 895,580   | \$ 850,436   | \$ 45,144                  | \$ 64,117                         |
| <b>2</b> 61300 OTHER/PER DIEM                                   | 7,700             | 7,250  | 3,350  | 3,900                      | 450                               |
| <b>3</b> 61400 BENEFITS   | 334,578           | 312,975  | 310,224  | 2,751                      | 21,603                            |
| <b>4</b> TOTAL PERSONAL SERVICES                                | 1,301,975         | 1,215,805  | 1,164,010  | 51,795                     | 86,170                            |
| <b>5 62000 OPERATIONS</b>                                       |                   |  |  |                            |                                   |
| <b>6</b> 62100 CONTRACT   | 174,151           | 144,815  | 84,352   | 60,463                     | 29,336                            |
| <b>7</b> 62200 SUPPLY   | 148,325           | 88,848   | 82,640   | 6,208                      | 59,477                            |
| <b>8</b> 62300 COMMUNICATION                                    | 85,199            | 54,106   | 26,754   | 27,352                     | 31,093                            |
| <b>9</b> 62400 TRAVEL   | 26,936            | 17,794   | 15,724   | 2,070                      | 9,142                             |
| <b>10</b> 62500 RENT  | 166,812           | 162,259  | 161,592  | 667                        | 4,553                             |
| <b>11</b> 62700 REPAIR & MAINT                                  | 952               | 7,925  | 30   | 7,895                      | (6,973)                           |
| <b>12</b> 62800 OTHER EXPENSES                                  | 20,775            | 20,437   | 12,128   | 8,309                      | 338                               |
| <b>13</b> TOTAL OPERATIONS                                      | 623,150           | 496,184  | 383,220  | 112,964                    | 126,966                           |
| <b>14 68000 TRANSFERS</b>                                       |                   |  |  |                            |                                   |
| <b>15</b> 68000 TRANSFERS                                       | 155,481           | 162,117  | 95,971   | 66,146                     | (6,636)                           |
| <b>16</b> TOTAL TRANSFERS                                       | 155,481           | 162,117  | 95,971   | 66,146                     | (6,636)                           |
| <b>17 TOTAL EXPENDITURES</b>                                    | \$ 2,080,606      | \$ 1,874,106                                       | \$ 1,643,201   | \$ 230,905                 | \$ 206,500                        |
| <b>18</b>   |                   |  |  |                            |                                   |
| <b>19 BUDGETED FUNDS</b>  |                   |  |  |                            |                                   |
| <b>20</b> 02426 PER CAPITA                                      | \$ 2,080,606      | \$ 1,874,106                                       | \$ 1,643,201   | \$ 230,905                 | \$ 206,500                        |
| <b>21 TOTAL BUDGETED FUNDS</b>                                  | \$ 2,080,606      | \$ 1,874,106                                       | \$ 1,643,201   | \$ 230,905                 | \$ 206,500                        |
| <b>22 STATUTORY APPROPRIATIONS (SA) AND HOUSEBILL 10 (HB10)</b> |                   |  |  |                            |                                   |
| <b>23 62000 OPERATIONS</b>                                      |                   |  |  |                            |                                   |
| <b>24</b> 62100 CONTRACT  | \$ 688,958        | \$ 688,958   | \$ 523,794   | \$ 165,164                 | \$ -                              |
| <b>25</b> TOTAL OPERATIONS                                      | 688,958           | 688,958  | 523,794  | 165,164                    | -                                 |
| <b>26 63000 CAPITAL ASSETS</b>                                  |                   |  |  |                            |                                   |
| <b>27</b> 63400 INTANGIBLE ASSETS                               | 490,530           | 490,530  | 535,949  | (45,419)                   | -                                 |
| <b>28</b> TOTAL CAPITAL ASSETS                                  | 490,530           | 490,530  | 535,949  | (45,419)                   | -                                 |
| <b>29 TOTAL EXPENDITURES</b>                                    | \$ 1,179,488      | \$ 1,179,488                                       | \$ 1,059,743   | \$ 119,745                 | \$ -                              |
| <b>30</b>   |                   |  |  |                            |                                   |
| <b>31 SA FUNDS AND HB10 FUNDS</b>                               |                   |  |  |                            |                                   |
| <b>32</b> 02117 PREDATOR ANIMAL CONTOL (SA)                     | \$ 575,000        | \$ 575,000   | \$ 425,000   | \$ 150,000                 | \$ -                              |
| <b>33</b> 02136 WOLF MITIGATION DONATIONS (SA)                  | 113,958           | 113,958  | 98,794   | 15,164                     | -                                 |
| <b>34</b> 02426 PER CAPITA (HB10)                               | 490,530           | 490,530  | 535,949  | (45,419)                   | -                                 |
| <b>35 TOTAL SA AND HB10 FUNDING</b>                             | \$ 1,179,488      | \$ 1,179,488                                       | \$ 1,059,743   | \$ 119,745                 | \$ -                              |

Central Services And Board Of Livestock is budgeted \$2,080,606 and 14.00 FTE in FY 2024 and is funded with per capita fees. Personal services budget is 93% expended with 100% of payrolls complete. The personal services expended through June 2024 was \$51,795 higher than June 2023. Operation expenses are 80% expended as of June 2024 and were \$112,964 higher than June 2023. Overall, CSD total expenditures were \$230,905 higher than the same period last year. As of June 29, 2024, CSD has expended 90% of the its budget.

Predator animal control is funded with a transfer of per capita fees monies to the fund. The department paid Wildlife Services \$523,595 and \$51,405 to three counties that do not have a cooperative agreement with Wildlife Services.

The Wolf Mitigation Donations fund is funded with donations, mostly from hunters and anglers, while purchasing hunting and fishing licenses. The department collected \$113,958 and \$98,794 in FY 2023 and FY 2022, respectively, and paid those amounts to Wildlife Services in FY 2024 and FY 2023, respectively. The department has an MOU with Wildlife Services for the monitoring and removal of wolves.

Housebill 10 authority is for new information technology projects. The 2019 legislation approved \$1,300,000 of per capita fee for software development for brands enforcement and animal health. The department expended \$1,184,470 or 91% through June 30, 2023. The unspent authority of \$115,530 was carried over to FY 2024. As of June 29, 2024, the department has spent \$490,530 of the remaining Housebill 10 funding.

The 2023 legislation approved HB10 authority for \$1,000,000 of per capita fee for software development. While there is no end date to HB10 authority, DOA monitors the progress of IT projects to ensure that agencies are developing the projects in a timely manner. The department requests authority as needed to pay for work performed on the software development. As of June 29, 2024, the department has requested \$375,000 in HB10 budget authority and has spent \$384,766 of the 2023 HB10 authority. The department has \$615,234 of the \$1,000,000 HB10 authority remaining.

**MONTANA DEPARTMENT OF LIVESTOCK  
BUDGETARY EXPENSE COMPARISON REPORT  
JUNE 29, 2024**

**DIVISION:** CENTRALIZED SERVICES  
**PROGRAM:** LIVESTOCK LOSS BOARD

**BUDGET TO ACTUAL EXPENSE COMPARISON  
REPORT**

|  | FY 2024<br>Budget | Year-to-Date<br>Actual Expenses<br>June<br>FY 2024 | Same Period Prior<br>Year Actual<br>Expenses June<br>FY 2023 | Year to Year<br>Comparison | Balance of Budget<br>Available |
|--|-------------------|--|--|----------------------------|--------------------------------|
| <b>BUDGETED FTE</b>  | <b>1.00</b>       |  |  |                            |                                |
| <b>A</b>   | <b>B</b>          | <b>C</b>   | <b>D</b>   | <b>E</b>                   | <b>F</b>                       |
| <b>61000 PERSONAL SERVICES</b>                                     |                   |  |  |                            |                                |
| 1 61100 SALARIES   | \$ 82,882         | \$ 82,620  | \$ 79,292  | \$ 3,328                   | \$ 262                         |
| 2 61300 OTHER/PER DIEM   | 1,700             | 1,600  | 50   | 1,550                      | 100                            |
| 3 61400 BENEFITS   | 27,818            | 27,741   | 27,063   | 678                        | 77                             |
| 4 TOTAL PERSONAL SERVICES  | 112,400           | 111,961  | 106,405  | 5,556                      | 439                            |
| <b>62000 OPERATIONS</b>  |                   |  |  |                            |                                |
| 6 62100 CONTRACT   | 6,828             | 3,102  | 1,823  | 1,279                      | 3,726                          |
| 7 62200 SUPPLY   | 5,491             | 1,303  | 1,685  | (382)                      | 4,188                          |
| 8 62300 COMMUNICATION  | 6,319             | 3,515  | 2,125  | 1,390                      | 2,804                          |
| 9 62400 TRAVEL   | 7,304             | 5,976  | 1,004  | 4,972                      | 1,328                          |
| 10 62500 RENT  | 4,287             | 3,417  | 3,686  | (269)                      | 870                            |
| 11 62700 REPAIR & MAINT  | 448               | 268  | 10   | 258                        | 180                            |
| 12 62800 OTHER EXPENSES  | 6,932             | 1,769  | 710  | 1,059                      | 5,163                          |
| 13 TOTAL OPERATIONS  | 37,609            | 19,350   | 11,043   | 8,307                      | 18,259                         |
| <b>67000 BENEFITS AND CLAIMS</b>                                   |                   |  |  |                            |                                |
| 15 67200 DEPREDEATION REMEDIATION                                  | 150,000           | 150,000  | -  | 150,000                    | -                              |
| 16 TOTAL CLAIMS  | 150,000           | 150,000  | -  | 150,000                    | -                              |
| 17 TOTAL EXPENDITURES  | \$ 300,009        | \$ 281,311   | \$ 117,448   | \$ 163,863                 | \$ 18,698                      |
| <b>18</b>  |                   |  |  |                            |                                |
| <b>19 BUDGETED FUNDS</b>   |                   |  |  |                            |                                |
| 20 01100 GENERAL FUND  | \$ 300,009        | \$ 281,311   | \$ 117,448   | \$ 163,863                 | \$ 18,698                      |
| 21 TOTAL BUDGETED FUNDS  | \$ 300,009        | \$ 281,311   | \$ 117,448   | \$ 163,863                 | \$ 18,698                      |
| <b>22 STATUTORY APPROPRIATIONS (SA) AND BUDGET AMENDMENTS (BA)</b> |                   |  |  |                            |                                |
| <b>23 66000 GRANTS</b>   |                   |  |  |                            |                                |
| 24 66100 DEPREDEATION REDUCTION GRANTS                             | \$ 100,000        | \$ 143,276   | \$ 3,000   | \$ 140,276                 | \$ (43,276)                    |
| 25 TOTAL GRANTS  | 100,000           | 143,276  | 3,000  | 140,276                    | (43,276)                       |
| <b>26 67000 BENEFITS AND CLAIMS</b>                                |                   |  |  |                            |                                |
| 27 67200 DEPREDEATION REMEDIATION                                  | 300,000           | 44,635   | 268,283  | (223,648)                  | 255,365                        |
| 28 TOTAL STATE SOURCES   | 300,000           | 44,635   | 268,283  | (223,648)                  | 255,365                        |
| 29 TOTAL EXPEDITURES   | \$ 400,000        | \$ 187,911   | \$ 271,283   | \$ (83,372)                | \$ 212,089                     |
| <b>30 SA FUNDS</b>   |                   |  |  |                            |                                |
| 31 02124 LIVESTOCK LOSS REMEDIATION (SA)                           | \$ 300,000        | \$ 187,911   | \$ 268,283   | \$ (80,372)                | \$ 112,089                     |
| 32 02125 LIVESTOCK LOSS REDUCTION (SA)                             | 100,000           | -  | 3,000  | (3,000)                    | 100,000                        |
| <b>36 BA FUNDS</b>   |                   |  |  |                            |                                |
| 37 03345 LOSS MEDIATION FEDERAL                                    | -                 | -  | 30,000   | (30,000)                   | -                              |
| 33 TOTAL SA FUNDS  | \$ 400,000        | \$ 187,911   | \$ 271,283   | \$ (113,372)               | \$ 212,089                     |

In FY 2024, the Livestock Loss Board is budgeted \$300,009 with 1.00 FTE funded with general fund. This includes \$150,000 of funding for depredation remediation claims. The personal services budget is 100% expended with 100% of payrolls complete. Personal services expended as of June 2024 was \$5,556 higher than June 2023. Operations are 51% expended with 100% of the budget year lapsed. Operation expenses as of June 2024 were \$8,307 higher than June 2023. In FY 2023, the board did not have HB02 budget authority for depredation claims. As of June 29, 2024, the board has spent 100% of its HB02 depredation claims budget. LLB began paying livestock depredation claims from the statutory appropriations budget in April 2024. Overall, Livestock Loss Board total expenditures were \$163,863 higher than the same period last year, of which \$150,000 was from newly appriated HB02 funding for depredation claims. As of June 29, 2024, LLB has expended 94% of the its budget.

The budget was amended to move \$6,500 from opertaions to personal services. The reason why personal services was overbudget is due to the legislative budgeting process, all positions are required to have a 5% vacancy savings. LLB was fully staffed in FY 2024.

The Livestock Loss Board is statutorially budgeted \$300,000 and \$100,000 for livestock depredation loss remediation and livestock depredation reductions grants, respectively. As of June 29, 2024 the board has spend \$143,276 on livestock depredations reductions grants in FY 2024. Because the Livestock Loss Board has House Bill 02 authority for livestock depredation loss claims, it has not paid claims from the Statutory Appropriations fund 02124. From the total amount budgeted for depredation claims of \$450,000 in House Bill 02 and Statutory Appropriations, LLB has expended \$194,635 or 43% of the total depredation claims budgets, account 67200. In FY 2023, LLB paid \$268,283 for depredation claims as of June 30, 2023 or \$73,648 more than the current year.



**MONTANA DEPARTMENT OF LIVESTOCK  
BUDGETARY EXPENSE COMPARISON REPORT  
JUNE 29, 2024**

**DIVISION:** CENTRALIZED SERVICES  
**PROGRAM:** MILK CONTROL BUREAU

| BUDGET TO ACTUAL                |         |              | Same Period |              |            |
|---------------------------------|---------|--------------|-------------|--------------|------------|
| EXPENSE<br>COMPARISON<br>REPORT |         | Year-to-Date | Prior Year  |              |            |
|                                 |         | Actual       | Actual      |              |            |
|                                 |         | Expenses     | Expenses    |              |            |
|                                 | FY 2024 | June         | June        | Year to Year | Balance of |
|                                 | Budget  | FY 2024      | FY 2023     | Comparison   | Budget     |
|                                 |         |              |             |              | Available  |

|              |      |
|--------------|------|
| BUDGETED FTE | 2.00 |
|--------------|------|

| A                       |                         |                | B          | C          | D          | E           | F           |
|-------------------------|-------------------------|----------------|------------|------------|------------|-------------|-------------|
| 61000 PERSONAL SERVICES |                         |                |            |            |            |             |             |
| 1                       | 61100                   | SALARIES       | \$ 100,724 | \$ 117,733 | \$ 133,244 | \$ (15,511) | \$ (17,009) |
| 2                       | 61300                   | OTHER/PER DIEM | 2,000      | 950        | 550        | 400         | 1,050       |
| 3                       | 61400                   | BENEFITS       | 38,858     | 42,740     | 49,346     | (6,606)     | (3,882)     |
| 4                       | TOTAL PERSONAL SERVICES |                | 141,582    | 161,423    | 183,140    | (21,717)    | (19,841)    |
| 5                       |                         |                |            |            |            |             |             |
| 6 62000 OPERATIONS      |                         |                |            |            |            |             |             |
| 7                       | 62100                   | CONTRACT       | 26,605     | 2,766      | 14,515     | (11,749)    | 23,839      |
| 8                       | 62200                   | SUPPLY         | 9,634      | 2,744      | 4,909      | (2,165)     | 6,890       |
| 9                       | 62300                   | COMMUNICATION  | 5,475      | 4,820      | 3,365      | 1,455       | 655         |
| 10                      | 62400                   | TRAVEL         | 1,964      | 500        | 251        | 249         | 1,464       |
| 11                      | 62500                   | RENT           | 9,380      | 7,330      | 8,891      | (1,561)     | 2,050       |
| 12                      | 62700                   | REPAIR & MAINT | 500        | 176        | -          | 176         | 324         |
| 12                      | 62800                   | OTHER EXPENSES | 5,485      | 1,963      | 2,966      | (1,003)     | 3,522       |
| 13                      | TOTAL OPERATIONS        |                | 59,043     | 20,299     | 34,897     | (14,598)    | 38,744      |
| 14                      | TOTAL EXPENDITURES      |                | \$ 200,625 | \$ 181,722 | \$ 218,037 | \$ (36,315) | \$ 18,903   |
| 15                      |                         |                |            |            |            |             |             |
| 16 BUDGETED FUNDS       |                         |                |            |            |            |             |             |
| 17                      | 02817                   | MILK CONTROL   | \$ 200,625 | \$ 181,722 | \$ 218,037 | \$ (36,315) | \$ 18,903   |
| 18                      | TOTAL BUDGETED FUNDS    |                | \$ 200,625 | \$ 181,722 | \$ 218,037 | \$ (36,315) | \$ 18,903   |

In FY 2024, The Milk Control Bureau is budgeted \$200,625 and has 2.00 FTE. The bureau is funded with milk industry fees. The personal services budget is 114% expended with 100% of payrolls complete. Personal services expended as of June 2024 were \$21,717 lower than June 2023. Operations are 34% expended with 100% of the budget year lapsed. Operation expenses as of June 2024 were \$14,598 lower than June 2023. Overall, Milk Control Bureau total expenditures were \$36,315 lower than the same period last year. As of June 29, 2024, the Milk Control Bureau has expended 91% of its budget.

The Milk Control Bureau had employee termination payouts of \$3,606 as of June 29 for fiscal year 2024.

**MONTANA DEPARTMENT OF LIVESTOCK  
BUDGETARY EXPENSE COMPARISON REPORT  
JUNE 29, 2024**

**DIVISION:** ANIMAL HEALTH DIVISION - STATE VETERINARIAN  
**PROGRAM:** STATE VETERINARIAN IMPORT OFFICE

**BUDGET TO ACTUAL  
EXPENSE COMPARISON  
REPORT**

|                                  | FY 2024<br>Budget | Year-to-Date<br>Actual Expenses<br>June<br>FY 2024 | Same Period<br>Prior Year Actual<br>Expenses June<br>FY 2023 | Year to Year<br>Comparison | Balance of<br>Budget<br>Available |
|----------------------------------|-------------------|--|--|----------------------------|-----------------------------------|
| <b>BUDGETED FTE</b>              | <b>8.25</b>       |  |  |                            |                                   |
| <b>A</b>                         | <b>B</b>          | <b>C</b>   | <b>D</b>   | <b>E</b>                   | <b>F</b>                          |
| 61000 PERSONAL SERVICES          |                   |  |  |                            |                                   |
| 1 61100 SALARIES                 | \$ 551,569        | \$ 443,976   | \$ 452,998   | \$ (9,022)                 | \$ 107,593                        |
| 2 61400 BENEFITS                 | 180,848           | 161,012  | 163,542  | (2,530)                    | 19,836                            |
| 3 TOTAL PERSONAL SERVICES        | 732,417           | 604,988  | 616,540  | (11,552)                   | 127,429                           |
| 4 62000 OPERATIONS               |                   |  |  |                            |                                   |
| 5 62100 CONTRACT                 | 38,456            | 37,998   | 38,508   | (510)                      | 458                               |
| 6 62200 SUPPLY                   | 21,481            | 3,529  | 21,791   | (18,262)                   | 17,952                            |
| 7 62300 COMMUNICATION            | 17,709            | 25,768   | 20,075   | 5,693                      | (8,059)                           |
| 8 62400 TRAVEL                   | 9,124             | 6,414  | 10,900   | (4,486)                    | 2,710                             |
| 9 62500 RENT                     | 4,338             | 17,893   | 5,933  | 11,960                     | (13,555)                          |
| 10 62600 UTILITIES               | 206               | -  | -  | -                          | 206                               |
| 11 62700 REPAIR & MAINT          | 2,839             | 9,870  | 4,178  | 5,692                      | (7,031)                           |
| 12 62800 OTHER EXPENSES          | 11,442            | 11,652   | 10,564   | 1,088                      | (210)                             |
| 13 TOTAL OPERATIONS              | 105,595           | 113,124  | 111,949  | 1,175                      | (7,529)                           |
| 14 63000 EQUIPMENT               |                   |  |  |                            |                                   |
| 15 63100 EQUIPMENT               | 50,000            | -  | -  | -                          | 50,000                            |
| 16 TOTAL EQUIPMENT               | 50,000            | -  | -  | -                          | 50,000                            |
| 17 TOTAL                         | \$ 888,012        | \$ 718,112   | \$ 728,489   | \$ (10,377)                | \$ 169,900                        |
| 18                               |                   |  |  |                            |                                   |
| 19 FUND                          |                   |  |  |                            |                                   |
| 20 02426 PER CAPITA FEE          | \$ 880,357        | \$ 710,457   | \$ 728,489   | \$ (18,032)                | \$ 169,900                        |
| 21 02427 ANIMAL HEALTH FEES      | 7,655             | 7,655  | -  | 7,655                      | -                                 |
| 22 TOTAL BUDGET FUNDING          | \$ 888,012        | \$ 718,112   | \$ 728,489   | \$ (10,377)                | \$ 169,900                        |
| 23 STATUTORY APPROPRIATIONS (SA) |                   |  |  |                            |                                   |
| 24 67000 BENEFITS AND CLAIMS     |                   |  |  |                            |                                   |
| 25 67200 INDEMNITY PAYMENTS      | \$ 10,000         | \$ 5,850   | \$ -   | 5,850                      | 4,150                             |
| 26 TOTAL STATE PAYMENTS          | 10,000            | 5,850  | -  | 5,850                      | 4,150                             |
| 27 TOTAL EXPENDITURES            | \$ 10,000         | \$ 5,850   | \$ -   | \$ 5,850                   | \$ 4,150                          |
| 28 SA FUNDS                      |                   |  |  |                            |                                   |
| 29 02980 INDEMNITY FUND (SA)     | \$ 10,000         | \$ 5,850   | \$ -   | 5,850                      | 4,150                             |
| 30 TOTAL SA FUNDS                | \$ 10,000         | \$ 5,850   | \$ -   | \$ 5,850                   | \$ 4,150                          |

The State Veterinarian Office includes Import and Alternative Livestock. In FY 2024, the State Veterinarian Import Office is budgeted \$880,357 with 8.25 FTE and is funded with 02426 per capita fees. The personal services budget is 83% expended with 100% of payrolls complete. Personal services expended as of June 2024 was \$11,552 lower than June 2023. Operations are 107% expended with 100% of the budget year lapsed. Operation expenses as of June 2024 were \$1,175 higher than June 2023. Animal Health has spent \$10,377 less than the same period in FY 2023. As of June 29, 2024 the Animal Health Import Office has expended 81% of its budget.

The import office sells some supplies at cost to veterinarians. The income is in the Animal Health Fees. A BCD (budget control document) was required to spend the animal health fees. This reduced the per capita fee authority and increased the animal health fee authority by \$7,655.

The budget includes one time only funding for a pickup in the amount of \$50,000 which is a biennium purchase being able to be spent in FY 2024 or FY 2025.

The Animal Health Import Office had employee termination payouts of \$31,745 and \$41,887 for the period ending June 29, 2024 and June 30, 2023, respectively.

Beginning in Fiscal Year 2024, the 2023 legislature passed 81-2-203 MCA creating a statutory indemnity special revenue fund for compensation of animals for slaughter due to disease under the direction of the department as per 81-2-201 MCA. The department may transfer \$10,000 per year to the fund. Unspent monies are carried forward to subsequent years until the fund accumulates \$100,000 of transferred funds. Payments are limited to the cash balance in the fund after the annual transfer. The department paid \$5,850 in indemnity payments in FY 2024 and has \$4,150 remaining for indemnity payments. This amount can be rolled forward and paid in future years.

**MONTANA DEPARTMENT OF LIVESTOCK  
BUDGETARY EXPENSE COMPARISON REPORT  
JUNE 29, 2024**

**DIVISION:** ANIMAL HEALTH DIVISION  
**PROGRAM:** DESIGNATED SURVEILLANCE AREA (DSA) & FEDERAL ANIMAL HEALTH DISEASE GRANTS

| BUDGET TO ACTUAL<br>EXPENSE<br>COMPARISON REPORT |  | FY 2024<br>Budget | Year-to-Date<br>Actual Expenses<br>June<br>FY 2024 | Same Period<br>Prior Year<br>Actual Expenses<br>June<br>FY 2023 | Year to Year<br>Comparison | Balance of<br>Budget<br>Available |
|--|--|-------------------|--|---|----------------------------|-----------------------------------|
| <b>BUDGETED FTE</b>                              |  | 5.50              |  |   |                            |                                   |
| <b>A</b>   | <b>B</b>                               | <b>C</b>          | <b>D</b>   | <b>E</b>  | <b>F</b>                   |                                   |
| <b>61000 PERSONAL SERVICES</b>                   |  |                   |  |   |                            |                                   |
| 1  | 61100 SALARIES                         | \$ 306,056        | \$ 278,206   | \$ 316,289  | \$ (38,083)                | \$ 27,850                         |
| 2  | 61400 BENEFITS                         | 112,233           | 104,341  | 117,434   | (13,093)                   | 7,892                             |
| 3  | TOTAL PERSONAL SERVICES                | 418,289           | 382,547  | 433,723   | (51,176)                   | 35,742                            |
| <b>62000 OPERATIONS</b>                          |  |                   |  |   |                            |                                   |
| 5  | 62100 CONTRACT                         | 1,010,161         | 1,005,275  | 970,975   | 34,300                     | 4,886                             |
| 6  | 62200 SUPPLY                           | 29,399            | 21,903   | 34,366  | (12,463)                   | 7,496                             |
| 7  | 62300 COMMUNICATION                    | 9,133             | 8,694  | 6,706   | 1,988                      | 439                               |
| 8  | 62400 TRAVEL                           | 9,029             | 7,649  | 14,046  | (6,397)                    | 1,380                             |
| 9  | 62500 RENT                             | 12,295            | 12,062   | 15,069  | (3,007)                    | 233                               |
| 10   | 62700 REPAIR & MAINT                   | 8,325             | 6,831  | 8,985   | (2,154)                    | 1,494                             |
| 11   | 62800 OTHER EXPENSES                   | 54,228            | 41,262   | 53,512  | (12,250)                   | 12,966                            |
| 12   | TOTAL OPERATIONS                       | 1,132,570         | 1,103,676  | 1,103,659   | 17                         | 28,894                            |
| <b>68000 TRANSFERS</b>                           |  |                   |  |   |                            |                                   |
| 14   | 68100 TRANSFERS                        | 240,000           | 208,345  | 239,943   | (31,598)                   | 31,655                            |
| 15   | TOTAL TRANSFERS                        | 240,000           | 208,345  | 239,943   | (31,598)                   | 31,655                            |
| 16   | TOTAL EXPENDITURES                     | \$ 1,790,859      | \$ 1,694,568                                       | \$ 1,777,325  | \$ (82,757)                | \$ 96,291                         |
| <b>17</b>  |  |                   |  |   |                            |                                   |
| <b>18 BUDGETED FUNDS</b>                         |  |                   |  |   |                            |                                   |
| 19   | 01100 GENERAL FUND                     | \$ 888,264        | \$ 814,356   | \$ 925,295  | \$ (110,939)               | \$ 73,908                         |
| 20   | 03427 FEDERAL UMBRELLA FUNDING         | 902,595           | 880,212  | 852,030   | 28,182                     | 22,383                            |
| 21   | TOTAL BUDGETED FUNDS                   | \$ 1,790,859      | \$ 1,694,568                                       | \$ 1,777,325  | \$ (82,757)                | \$ 96,291                         |
| <b>23 BUDGET AMENDMENTS (BA)</b>                 |  |                   |  |   |                            |                                   |
| <b>24 61000 PERSONAL SERVICES</b>                |  |                   |  |   |                            |                                   |
| 25   | 61100 SALARIES                         | \$ 64,543         | \$ 33,781  | \$ 27,150   | \$ 6,631                   | \$ 30,762                         |
| 26   | 61400 BENEFITS                         | 32,342            | 20,636   | 16,064  | 4,572                      | 11,706                            |
| 27   | TOTAL PERSONAL SERVICES                | 96,885            | 54,417   | 43,214  | 11,203                     | 42,468                            |
| <b>28 62000 OPERATIONS</b>                       |  |                   |  |   |                            |                                   |
| 29   | 62100 CONTRACT                         | 105,800           | 80,399   | 114,328   | (33,929)                   | 25,401                            |
| 30   | 62200 SUPPLY                           | 31,600            | 27,908   | 32,698  | (4,790)                    | 3,692                             |
| 31   | 62300 COMMUNICATION                    | 13,490            | 12,549   | 6,775   | 5,774                      | 941                               |
| 32   | 62400 TRAVEL                           | 14,877            | 8,854  | 6,510   | 2,344                      | 6,023                             |
| 33   | 62500 RENT                             | 5,750             | 4,531  | 2,770   | 1,761                      | 1,219                             |
| 34   | 62700 REPAIR & MAINT                   | 14,481            | 4,591  | 27,668  | (23,077)                   | 9,890                             |
| 35   | 62800 OTHER EXPENSES                   | 18,075            | 10,084   | 25,967  | (15,883)                   | 7,991                             |
| 36   | TOTAL OPERATIONS                       | 204,073           | 148,916  | 216,716   | (67,800)                   | 55,157                            |
| <b>37 63000 EQUIPMENT</b>                        |  |                   |  |   |                            |                                   |
| 38   | 63100 EQUIPMENT                        | 32,632            | 32,632   | -   | 32,632                     | -                                 |
| 39   | TOTAL EQUIPMENT                        | 32,632            | 32,632   | -   | 32,632                     | -                                 |
| 40   | TOTAL BA EXPENDITURES                  | \$ 333,590        | \$ 235,965   | \$ 259,930  | \$ (23,965)                | \$ 97,625                         |
| <b>41</b>  |  |                   |  |   |                            |                                   |
| <b>42 BA FUNDS</b>                               |  |                   |  |   |                            |                                   |
| 43   | 03427 FEDERAL UMBRELLA FUNDING (BA)    | \$ 93,916         | \$ 79,150  | \$ 135,888  | \$ (56,738)                | \$ 14,766                         |
| 44   | 03710 ANIMAL DISEASE TRACEABILITY (BA) | 239,674           | 156,815  | 124,042   | 32,773                     | 82,859                            |
| 45   | TOTAL BA FUNDS                         | \$ 333,590        | \$ 235,965   | \$ 259,930  | \$ (23,965)                | \$ 97,625                         |

The Designated Surveillance Area (DSA) is budgeted for \$888,264 and 2.00 FTE in FY 2024 and is funded with General Funds. The Federal Animal Disease Grants is budgeted for \$902,595 and 3.50 FTE in FY 2024 and is funded with Federal Funds. The personal services budget is 91% expended with 100% of payrolls complete. Personal services expended as of June 2024 was \$51,176 lower than June 2023. Operations are 97% expended with 100% of the budget year lapsed. Operation expenses as of June 2024 were \$17 higher than June 2023. Overall, total expenditures were \$82,757 lower than the same period last year with 95% of the budget expended.

The department received another federal grant for Swine Ship training. This is a \$10,000 grant with an expiration date of March 31, 2025. The additional funding is included in the Federal Umbrella Funding (BA).

The Animal Health Bureau receives federal funding for animal disease traceability. Unspent federal money at State fiscal year end is carried over to the next State fiscal year (SFY). Federal grants carried over from SFY 2023 to SFY 2024 was \$140,460. As of June 29, 2024, the lab expended \$140,453 or 100% of the carryover.

**MONTANA DEPARTMENT OF LIVESTOCK  
BUDGETARY EXPENSE COMPARISON REPORT  
JUNE 29, 2024**

**DIVISION:** ANIMAL HEALTH DIVISION  
**PROGRAM:** DIAGNOSTIC LABORATORY

**BUDGET TO ACTUAL EXPENSE  
COMPARISON REPORT**

|  | FY 2024<br>Budget | Year-to-Date<br>Actual Expenses<br>June<br>FY 2024 | Same Period Prior<br>Year Actual<br>Expenses June<br>FY 2023 | Year to Year<br>Comparison | Balance of Budget<br>Available |
|--|-------------------|--|--|----------------------------|--------------------------------|
| <b>BUDGETED FTE</b>                        | <b>22.00</b>      |  |  |                            |                                |
| <b>A</b>                                   |                   | <b>C</b>   | <b>D</b>   | <b>E</b>                   | <b>F</b>                       |
| <b>1 61000 PERSONAL SERVICES</b>           |                   |  |  |                            |                                |
| 2 61100 SALARIES                           | \$ 1,368,579      | \$ 1,366,536                                       | \$ 1,282,365   | \$ 84,171                  | \$ 2,043                       |
| 3 61104 OVERTIME                           | 26,329            | 26,045   | 17,822   | 8,223                      | 284                            |
| 4 61400 BENEFITS                           | 513,203           | 513,187  | 494,972  | 18,215                     | 16                             |
| 5 TOTAL PERSONAL SERVICES                  | 1,908,111         | 1,905,768  | 1,795,159  | 110,609                    | 2,343                          |
| <b>6 62000 OPERATIONS</b>                  |                   |  |  |                            |                                |
| 7 62100 CONTRACT                           | 205,476           | 205,323  | 193,488  | 11,835                     | 153                            |
| 8 62200 SUPPLY                             | 828,453           | 827,506  | 810,212  | 17,294                     | 947                            |
| 9 62300 COMMUNICATION                      | 77,529            | 77,038   | 29,692   | 47,346                     | 491                            |
| 10 62400 TRAVEL                            | 9,484             | 9,463  | 5,710  | 3,753                      | 21                             |
| 11 62500 RENT                              | 99,642            | 98,446   | 104,563  | (6,117)                    | 1,196                          |
| 12 62600 UTILITIES                         | 34,455            | 33,672   | 32,701   | 971                        | 783                            |
| 13 62700 REPAIR & MAINT                    | 128,391           | 124,710  | 166,755  | (42,045)                   | 3,681                          |
| 14 62800 OTHER EXPENSES                    | 53,787            | 53,154   | 97,497   | (44,343)                   | 633                            |
| 15 TOTAL OPERATIONS                        | 1,437,217         | 1,429,312  | 1,440,618  | (11,306)                   | 7,905                          |
| <b>16 63000 EQUIPMENT</b>                  |                   |  |  |                            |                                |
| 17 63100 EQUIPMENT                         | 459,528           | 456,724  | 2,200  | 454,524                    | 2,804                          |
| 18 TOTAL EQUIPMENT                         | 459,528           | 456,724  | 2,200  | 454,524                    | 2,804                          |
| 19 TOTAL                                   | \$ 3,804,856      | \$ 3,791,804                                       | \$ 3,237,977   | \$ 553,827                 | \$ 13,052                      |
| <b>20</b>                                  |                   |  |  |                            |                                |
| <b>21 BUDGETED FUNDS</b>                   |                   |  |  |                            |                                |
| 22 01100 GENERAL FUND                      | \$ 1,292,272      | \$ 1,289,519                                       | \$ 991,440   | \$ 298,079                 | \$ 2,753                       |
| 23 02426 PER CAPITA FEE                    | 1,164,617         | 1,164,617  | 721,613  | 443,004                    | -                              |
| 24 03673 FEDERAL ANIMAL HEALTH DISEASE     | 23,983            | 18,735   | 5,982  | 12,753                     | 5,248                          |
| 25 06026 DIAGNOSTIC LABORATORY FEES        | 1,323,984         | 1,318,933  | 1,518,942  | (200,009)                  | 5,051                          |
| 26 TOTAL BUDGET FUNDING                    | \$ 3,804,856      | \$ 3,791,804                                       | \$ 3,237,977   | \$ 553,827                 | \$ 13,052                      |
| <b>27 BUDGET AMENDED (BA) EXPENDITURES</b> |                   |  |  |                            |                                |
| <b>28 62000 OPERATIONS</b>                 |                   |  |  |                            |                                |
| 29 62100 CONTRACT                          | \$ 100,634        | \$ 41,466  | \$ 45,674  | \$ (4,208)                 | \$ 59,168                      |
| 30 62200 SUPPLY                            | 83,794            | 56,296   | 12,193   | 44,103                     | 27,498                         |
| 31 62300 COMMUNICATION                     | 17,000            | -  | -  | -                          | 17,000                         |
| 32 62400 TRAVEL                            | 30,500            | 12,028   | 5,407  | 6,621                      | 18,472                         |
| 33 62700 REPAIRS & MAINT                   | 84,186            | 52,957   | 51,492   | 1,465                      | 31,229                         |
| 34 62800 OTHER EXPENSES                    | 15,800            | 3,445  | 822  | 2,623                      | 12,355                         |
| 35 TOTAL OPERATIONS                        | 331,914           | 166,192  | 115,588  | 50,604                     | 165,722                        |
| <b>36 63000 EQUIPMENT</b>                  |                   |  |  |                            |                                |
| 37 63100 EQUIPMENT                         | 1,261,784         | 193,621  | 75,052   | 118,569                    | 1,068,163                      |
| 38 TOTAL EQUIPMENT                         | 1,261,784         | 193,621  | 75,052   | 118,569                    | 1,068,163                      |
| 39 TOTAL BA EXPENDITURES                   | \$ 1,593,698      | \$ 359,813   | \$ 190,640   | \$ 169,173                 | \$ 1,233,885                   |
| <b>40</b>                                  |                   |  |  |                            |                                |
| <b>41 BA FUNDING</b>                       |                   |  |  |                            |                                |
| 42 03673 FEDERAL ANIMAL HEALTH DISEASE(BA) | \$ 593,698        | \$ 359,813   | \$ 190,640   | \$ 169,173                 | \$ 233,885                     |
| 43 03673 NAHLN ARP AWARD (BA)              | \$ 1,000,000      | \$ -   | \$ -   | \$ -                       | \$ 1,000,000                   |
| 44 TOTAL BA FUNDING                        | \$ 1,593,698      | \$ 359,813   | \$ 190,640   | \$ 169,173                 | \$ 1,233,885                   |

The diagnostic laboratory is budgeted for \$3,804,856 and 22 FTE in FY 2024. It is funded with general fund of \$1,292,272, per capita fees of \$1,164,617, federal funds of \$23,983, and lab testing fees of \$1,323,984. Personal services are 100% expended with 100% of payrolls complete. Personal services expended as of June 2024 were \$110,609 higher than June 2023. Operations are 99% expended with 100% of the budget year lapsed. Operation expenses as of June 2024 were \$11,306 lower than June 2023. Overall, Diagnostic Laboratory total expenditures were \$553,827 higher than the same period last year. As of June 29, 2024, the Diagnostic Lab has expended 100% of its budget.

The new diagnostic laboratory building being built is required to have the department pay for casework (steel cabinets, tables, storage, etc). As this was not budgeted during the 2023 legislation, the board approved to pay for the down payment of case work in the amount of \$127,610 with per capita fee. The department used 2022 budget authority carryforward to pay the downpayment. The 2022 carryforward authority was added to the budget in the above table. General fund carryforward authority was added to the diagnostic lab budget in the amount of \$43,450. General fund and per capita fee authority was moved to the lab in the amounts of \$247,303 and 25,697, respectively.

During the budget process including the building of the new diagnostic laboratory and planning for future bienniums, the department included additional funding for the operation and equipment replacement in the budget. This additional funding is not intended for current operations until the new lab is built. The current budget was reduced by \$427,100 for this reason. The operations budget was decreased by \$255,120 and the equipment budget was decreased by \$171,980.

The Diagnostic Laboratory receives federal funding for equipment purchases, supplies, maintenance contracts and other needs. Unspent federal money at State fiscal year end is carried over to the next State fiscal year (SFY). Federal grants carried over from SFY 2023 to SFY 2024 was \$337,398. As of June 29, 2024, the lab expended \$337,398 or 100% of the carryover. The department has until May 31, 2024 to expend the federal funding.

The Diagnostic Laboratory received a federal grant in the amount of \$256,300. This grant expires May 31, 2025.

The Diagnostic Laboratory was awarded \$1,000,000 from the American Rescue Plan (ARP) through USDA, APHIS. This grant is a sub-award through the Colorado State University. This grant is to purchase equipment for the Diagnostic Laboratory including the incinerator for the new lab building. MVDL has until May 31, 2025 to spend the grant funding.

The Diagnostic Lab program had employee termination payouts of \$4,151 for the period ending June 30, 2023.

**MONTANA DEPARTMENT OF LIVESTOCK  
BUDGETARY EXPENSE COMPARISON REPORT  
JUNE 29, 2024**

**DIVISION:** ANIMAL HEALTH DIVISION  
**PROGRAM:** MILK AND EGG / SHIELDED EGG GRADING

| BUDGET TO ACTUAL EXPENSE<br>COMPARISON REPORT | FY 2024<br>Budget | Year-to-Date<br>Actual<br>Expenses<br>June<br>FY 2024 | Same Period<br>Prior Year<br>Actual<br>Expenses<br>June<br>FY 2023 | Year to Year<br>Comparison | Balance of<br>Budget<br>Available |
|---|-------------------|---|--|----------------------------|-----------------------------------|
|   |                   |   |  |                            |                                   |

|              |      |
|--------------|------|
| BUDGETED FTE | 6.75 |
|--------------|------|

|    | A                               | B          | C          | D          | E           | G          |
|----|---------------------------------|------------|------------|------------|-------------|------------|
|    | 61000 PERSONAL SERVICES         |            |            |            |             |            |
| 1  | 61100 SALARIES                  | \$ 394,987 | \$ 328,749 | \$ 319,596 | \$ 9,153    | \$ 66,238  |
| 2  | 61102 OVERTIME                  | 4,200      | 6,345      | 11,130     | (4,785)     | (2,145)    |
| 3  | 61400 BENEFITS                  | 167,485    | 132,527    | 134,863    | (2,336)     | 34,958     |
| 4  | TOTAL PERSONAL SERVICES         | 566,672    | 467,621    | 465,589    | 2,032       | 99,051     |
| 5  | 62000 OPERATIONS                |            |            |            |             |            |
| 6  | 62100 CONTRACT                  | 150,792    | 49,832     | 56,213     | (6,381)     | 100,960    |
| 7  | 62200 SUPPLY                    | 14,335     | 11,227     | 10,871     | 356         | 3,108      |
| 8  | 62300 COMMUNICATION             | 5,338      | 5,307      | 4,756      | 551         | 31         |
| 9  | 62400 TRAVEL                    | 28,122     | 3,316      | 19,934     | (16,618)    | 24,806     |
| 10 | 62500 RENT                      | 17,638     | 21,843     | 13,115     | 8,728       | (4,205)    |
| 11 | 62700 REPAIR & MAINT            | 1,985      | 1,815      | 1,711      | 104         | 170        |
| 12 | 62800 OTHER EXPENSES            | 24,037     | 8,269      | 13,174     | (4,905)     | 15,768     |
| 13 | TOTAL OPERATIONS                | 242,247    | 101,609    | 119,774    | (18,165)    | 140,638    |
| 14 | TOTAL                           | \$ 808,919 | \$ 569,230 | \$ 585,363 | \$ (16,133) | \$ 239,689 |
| 15 |                                 |            |            |            |             |            |
| 16 | <u>BUDGETED FUNDS</u>           |            |            |            |             |            |
| 17 | 02262 SHIELDED EGG GRADING FEES | \$ 383,192 | \$ 208,924 | \$ 207,123 | \$ 1,801    | \$ 174,268 |
| 18 | 02701 MILK INSPECTION FEES      | 397,929    | 333,016    | 365,338    | (32,322)    | 64,913     |
| 19 | 03032 SHELL EGG INSPECTION FEES | 27,798     | 27,290     | 12,902     | 14,388      | 508        |
| 20 | TOTAL BUDGET FUNDING            | \$ 808,919 | \$ 569,230 | \$ 585,363 | \$ (16,133) | \$ 239,689 |

The total Milk & Egg program is budgeted \$808,919 with 6.75 FTE in FY 2024 funded with milk inspection fees, egg grading fees and federal shell egg inspection fees. The personal services budget is 83% expended with 100% of payrolls complete. Personal services expended as of June 2024 was \$2,032 higher than June 2023. Operation expense budget is 42% expended with 100% of budget year lapsed. Operation expenses as of June 2024 was \$18,165 lower than June 2023. The Animal Health Division total expenditures were \$16,133 lower than the same period last year. As of June 29, 2024, the Milk & Egg program has expended 70% of its budget.

The Shell Egg Inspection budget was increased by \$12,500. This was FY 2022 carryforward budget.

**MONTANA DEPARTMENT OF LIVESTOCK**  
**BUDGETARY EXPENSE COMPARISON REPORT**  
**JUNE 29, 2024**

**DIVISION:** ANIMAL HEALTH DIVISION  
**PROGRAM:** MEAT INSPECTION

| BUDGET TO ACTUAL<br>EXPENSE<br>COMPARISON<br>REPORT | FY 2024<br>Budget | Year-to-Date    | Same Period     | Year to Year<br>Comparison | Balance of<br>Budget<br>Available |
|---|-------------------|-----------------|-----------------|----------------------------|-----------------------------------|
|   |                   | Actual          | Prior Year      |                            |                                   |
|   |                   | Expenses        | Actual          |                            |                                   |
|   |                   | June<br>FY 2024 | June<br>FY 2023 |                            |                                   |

| BUDGETED FTE              |                                      | 26.50        |              |              |            |            |
|---------------------------|--------------------------------------|--------------|--------------|--------------|------------|------------|
| A                         |                                      | B            | C            | D            | E          | F          |
| 61000 PERSONAL SERVICES   |                                      |              |              |              |            |            |
| 1                         | 61100 SALARIES                       | \$ 1,362,981 | \$ 1,239,331 | \$ 1,021,670 | \$ 217,661 | \$ 123,650 |
| 2                         | 61102 OVERTIME                       | 59,172       | 56,127       | 64,278       | (8,151)    | 3,045      |
| 3                         | 61400 BENEFITS                       | 612,387      | 554,240      | 465,919      | 88,321     | 58,147     |
| 4                         | TOTAL PERSONAL SERVICES              | 2,034,540    | 1,849,698    | 1,551,867    | 297,831    | 184,842    |
| 5                         |                                      |              |              |              |            |            |
| 6 62000 OPERATIONS        |                                      |              |              |              |            |            |
| 7                         | 62100 CONTRACT                       | 82,735       | 81,011       | 75,779       | 5,232      | 1,724      |
| 8                         | 62200 SUPPLY                         | 36,240       | 46,190       | 18,028       | 28,162     | (9,950)    |
| 9                         | 62300 COMMUNICATION                  | 29,962       | 29,461       | 26,855       | 2,606      | 501        |
| 10                        | 62400 TRAVEL                         | 88,265       | 101,326      | 86,653       | 14,673     | (13,061)   |
| 11                        | 62500 RENT                           | 186,136      | 128,471      | 172,022      | (43,551)   | 57,665     |
| 12                        | 62700 REPAIR & MAINT                 | 29,444       | 3,738        | 27,211       | (23,473)   | 25,706     |
| 13                        | 62800 OTHER EXPENSES                 | 365,225      | 312,871      | 318,580      | (5,709)    | 52,354     |
| 14                        | TOTAL OPERATIONS                     | 818,007      | 703,068      | 725,128      | (22,060)   | 114,939    |
| 15                        | TOTAL EXPENDITURES                   | \$ 2,852,547 | \$ 2,552,766 | \$ 2,276,995 | \$ 275,771 | \$ 299,781 |
| 16                        |                                      |              |              |              |            |            |
| 17 BUDGETED FUNDS         |                                      |              |              |              |            |            |
| 18                        | 01100 GENERAL FUND                   | \$ 1,432,118 | \$ 1,336,871 | \$ 1,169,132 | \$ 167,739 | \$ 95,247  |
| 19                        | 02427 ANIMAL HEALTH FEES             | 5,721        | -            | -            | -          | 5,721      |
| 20                        | 03209 MEAT & POULTRY INSPECTION      | 1,414,708    | 1,215,895    | 1,107,863    | 108,032    | 198,813    |
| 21                        | TOTAL BUDGET FUNDING                 | \$ 2,852,547 | \$ 2,552,766 | \$ 2,276,995 | \$ 275,771 | \$ 299,781 |
|                           |                                      |              |              |              |            |            |
| 22 BUDGET AMENDMENTS (BA) |                                      |              |              |              |            |            |
| 23 62000 OPERATIONS       |                                      |              |              |              |            |            |
| 24                        | 62500 RENT                           | \$ 82,400    | \$ 82,400    | \$ -         | \$ 82,400  | \$ -       |
| 25                        | 62800 OTHER EXPENSES                 | 15,882       | 15,882       | -            | 15,882     | -          |
| 26                        | TOTAL BA EXPENDITURES                | \$ 98,282    | \$ 98,282    | \$ -         | \$ 98,282  | \$ -       |
| 27                        |                                      |              |              |              |            |            |
| 28 BA FUNDS               |                                      |              |              |              |            |            |
| 29                        | 03209 MEAT & POULTRY INSPECTION (BA) | \$ 98,282    | \$ 98,282    | \$ -         | \$ 98,282  | \$ -       |
| 30                        | TOTAL BA FUNDS                       | \$ 98,282    | \$ 98,282    | \$ -         | \$ 98,282  | \$ -       |

In FY 2024, Meat Inspection is budgeted \$2,852,547 with 26.50 FTE. The bureau is funded with general fund of \$1,432,118, federal meat & poultry inspection funds of \$1,414,708 and \$5,721 of animal health fees levied from licensing as per 81-9-201(1)MCA. Personal services budget is 91% expended with 100% of payrolls complete. Personal services expended as of June 2024 was \$297,831 higher than June 2023. Operations are 86% expended with 100% of the budget year lapsed. Operation expenses as of June 2024 were \$22,060 lower than June 2023. Overall, Meat Inspection total expenditures were \$275,771 higher than the same period last year. As of June 29, 2024 the Meat Inspection program expended 89% of its budget.

The Meat & Poultry Inspection program had employee termination payouts of \$21,966 and \$80,555 for the period ending June 29, 2024 and June 30, 2023, respectively.

Additional spending authority from the budget office was requested to match the federal award that ended September 30, 2023 in the amount of \$98,282. This is for normal operations of the meat and poultry inspection program and not for other expenditures.



**MONTANA DEPARTMENT OF LIVESTOCK  
BUDGETARY EXPENSE COMPARISON REPORT  
JUNE 29, 2024**

**DIVISION:** BRANDS ENFORCEMENT DIVISION  
**PROGRAM:** BRANDS ENFORCEMENT

| BUDGET TO ACTUAL<br>EXPENSE<br>COMPARISON REPORT | FY 2024<br>Budget | Year-to-Date                          | Same Period   | Year to Year<br>Comparison | Balance of<br>Budget<br>Available |
|--|-------------------|---------------------------------------|---|----------------------------|-----------------------------------|
|  |                   | Actual<br>Expenses<br>June<br>FY 2024 | Prior Year<br>Actual<br>Expenses<br>June<br>FY 2023 |                            |                                   |

|                     |              |
|---------------------|--------------|
| <b>BUDGETED FTE</b> | <b>54.11</b> |
|---------------------|--------------|

|                                | <b>A</b>                    | <b>B</b>     | <b>C</b>     | <b>D</b>     | <b>E</b>   | <b>F</b>   |
|--------------------------------|-----------------------------|--------------|--------------|--------------|------------|------------|
| <b>61000 PERSONAL SERVICES</b> |                             |              |              |              |            |            |
| <b>1</b>                       | 61100 SALARIES              | \$ 2,771,060 | \$ 2,592,610 | \$ 2,577,954 | \$ 14,656  | \$ 178,450 |
| <b>2</b>                       | 61200 OVERTIME              | 153,885      | 258,731      | 146,101      | 112,630    | (104,846)  |
| <b>3</b>                       | 61400 BENEFITS              | 1,151,948    | 1,136,979    | 1,094,502    | 42,477     | 14,969     |
| <b>4</b>                       | TOTAL PERSONAL SERVICES     | 4,076,893    | 3,988,320    | 3,818,557    | 169,763    | 88,573     |
| <b>5</b>                       |                             |              |              |              |            |            |
| <b>6</b>                       | <b>62000 OPERATIONS</b>     |              |              |              |            |            |
| <b>7</b>                       | 62100 CONTRACT              | 184,571      | 109,298      | 136,856      | (27,558)   | 75,273     |
| <b>8</b>                       | 62200 SUPPLY                | 155,056      | 102,490      | 76,265       | 26,225     | 52,566     |
| <b>9</b>                       | 62300 COMMUNICATION         | 87,181       | 79,019       | 71,488       | 7,531      | 8,162      |
| <b>10</b>                      | 62400 TRAVEL                | 53,895       | 50,769       | 44,302       | 6,467      | 3,126      |
| <b>11</b>                      | 62500 RENT                  | 210,980      | 217,678      | 180,408      | 37,270     | (6,698)    |
| <b>12</b>                      | 62600 UTILITIES             | 6,323        | 6,000        | 5,113        | 887        | 323        |
| <b>13</b>                      | 62700 REPAIR & MAINT        | 18,582       | 91,881       | 15,023       | 76,858     | (73,299)   |
| <b>14</b>                      | 62800 OTHER EXPENSES        | 74,613       | 47,588       | 60,469       | (12,881)   | 27,025     |
| <b>15</b>                      | TOTAL OPERATIONS            | 791,201      | 704,723      | 589,924      | 114,799    | 86,478     |
| <b>16</b>                      |                             |              |              |              |            |            |
| <b>17</b>                      | <b>63000 EQUIPMENT</b>      |              |              |              |            |            |
| <b>18</b>                      | 63100 EQUIPMENT             | 150,000      | 122,032      | -            | 122,032    | 27,968     |
| <b>19</b>                      | TOTAL EQUIPMENT             | 150,000      | 122,032      | -            | 122,032    | 27,968     |
| <b>20</b>                      | TOTAL                       | \$ 5,018,094 | \$ 4,815,075 | \$ 4,408,481 | \$ 406,594 | \$ 203,019 |
| <b>21</b>                      |                             |              |              |              |            |            |
| <b>22</b>                      | <b>BUDGETED FUNDS</b>       |              |              |              |            |            |
| <b>23</b>                      | 02425 BRAND INSPECTION FEES | \$ 3,589,967 | \$ 3,503,760 | \$ 3,130,770 | \$ 372,990 | \$ 86,207  |
| <b>24</b>                      | 02426 PER CAPITA FEES       | 1,428,127    | 1,311,315    | 1,277,711    | 33,604     | 116,812    |
| <b>25</b>                      | TOTAL BUDGET FUNDING        | \$ 5,018,094 | \$ 4,815,075 | \$ 4,408,481 | \$ 406,594 | \$ 203,019 |

In FY 2024, Brands Enforcement is budgeted for \$5,018,094 with 54.11 FTE. It is funded with brand inspection fees of \$3,589,967 and per capita fees of \$1,428,127. Personal services budget is 97% expended with 100% of payrolls complete. Personal services expended as of June 2024 was \$169,763 higher than June 2023. Operations are 89% expended with 100% of the budget year lapsed. Operation expenses as of June 2024 were \$114,799 higher than June 2023. Overall, Brands Enforcement total expenditures were \$406,594 higher than the same period last year. As of June 29, 2024, the Brands Division has expended 96% of its budget.

Brands enforcement began using Per Capita Fee authority for operating expenses after the Brands Inspection Fees operating expense authority has been exhausted. As of June 29, 2024 the Brands Inspection Fees personal services authority balance is \$. Per Capita Fees will expended for personal services once the brand inspection fee for personal services has been exhausted.

The budget includes one-time-only funding for trailers, safety equipment and radios in the amount of \$180,000 funded with brand inspection fees. As of June 29, 2024, the department has spent \$126,143 of the one-time-only authority on radios and trailers.

The Brands Enforcement division had employee termination payouts of \$85,656 and \$190,282 for the period ending June 29, 2024 and June 30, 2023, respectively.



# Board of Livestock Meeting

## Agenda Request Form

|   |   |   |
|---|---|---|
| From: George Edwards  | Division/Program:<br>Livestock Loss Board | Meeting Date: 7/31/24   |
| <b><u>Agenda Item:</u></b>  |   |   |
| <p>Background Info: 2024 loss claims numbers are following what we have seen in most of the previous years. 2024 claims are up from 2023 claims but keep in mind that 2023 numbers were substantially lower than the prior five years. So far it looks like we will follow loss numbers similar to the years prior to 2023.</p> <p>Our board held a board meeting on June 26<sup>th</sup> with the primary focus on issuing loss prevention grants. We received 18 grant applications. Board members approved 11 of these applications for \$126,730. Some of the failed applications were due to requests for coverage of areas not under the board's laws. Examples of failed applications were for chicken coops or bee yards which are not covered by our board. Requests must be for coverage of livestock listed within Livestock Loss Board laws.</p> <p>Beginning with the next round of grants, board members set a standard 30% cost match requirement for all applications. The prior standard was a 50% cost match for wolf related projects and a 30% match requirement for grizzly bear related projects. This is being done due to a common overlap of projects that had both wolves and grizzly bear involvement. This change should make it easier for a rancher to know what the total amount is required for a grant match.</p> <p>We will begin to accept new grant applications on October 1<sup>st</sup> with a board meeting to follow in either December or January. This is when the board will award the next round of grants. The date of this meeting has not been set yet.</p> |   |   |
| Recommendation:   |   |   |
| Time needed:  | Attachments:                              | Yes <input type="checkbox"/> No <input type="checkbox"/>                  |
|   |   | Board vote required? <input type="checkbox"/> No <input type="checkbox"/> |

BoL July 12 2024

Montana LLB  
PO Box 202005  
Helena MT 59620  
[www.llb.mt.gov](http://www.llb.mt.gov)

George Edwards  
Executive Director  
(406) 444-5609  
[gedwards@mt.gov](mailto:gedwards@mt.gov)

| Counties     | Cattle | Sheep | Goats | Guard | Horse | Llama/Swine | Totals | Payments    |
|--------------|--------|-------|-------|-------|-------|-------------|--------|-------------|
| Big Horn     | 1      |       |       |       |       |             | 1      | \$1,824.52  |
| Beaverhead   | 4      |       |       |       |       |             | 4      | \$6,775.47  |
| Cascade      |        |       |       | 2     |       |             | 2      | \$1,000.00  |
| Choteau      | 1      |       |       |       |       |             | 1      | \$1,883.64  |
| Glacier      | 12     |       |       |       |       |             | 12     | \$22,737.64 |
| Granite      |        |       | 4     |       |       |             | 4      | \$793.69    |
| Lake         |        | 7     |       |       |       |             | 7      | \$2,121.00  |
| L&C          | 4      |       | 2     |       |       |             | 6      | \$8,576.05  |
| Madison      |        |       |       | 1     |       |             | 1      | \$1,500.00  |
| Missoula     | 1      | 1     |       |       |       |             | 2      | \$2,263.12  |
| Pondera      | 1      |       |       |       |       |             | 1      | \$1,996.44  |
| Powell       | 2      |       |       |       |       |             | 2      | \$4,008.00  |
| Powder River |        | 6     |       |       |       |             | 6      | \$1,818.00  |
| Stillwater   | 1      |       |       |       |       |             | 1      | \$1,688.64  |
| Teton        | 6      |       |       |       |       |             | 6      | \$11,111.00 |
| Totals       | 33     | 14    | 6     | 3     | 0     | 0           | 56     | \$70,097.21 |
| 2023         | 22     | 7     |       |       | 1     |             | 30     | \$50,523.66 |

Wolves

|           |             |  |  |         |  |  |
|-----------|-------------|--|--|---------|--|--|
| Confirmed | 8           |  |  | 3       |  |  |
| Probable  | 3           |  |  |         |  |  |
| Value     | \$22,248.78 |  |  | \$2,500 |  |  |
| Owners    | 8           |  |  | 2       |  |  |

Grizzly Bears

|           |             |            |  |  |  |  |
|-----------|-------------|------------|--|--|--|--|
| Confirmed | 14          |            |  |  |  |  |
| Probable  | 5           | 7          |  |  |  |  |
| Value     | \$35,799.58 | \$2,121.00 |  |  |  |  |
| Owners    | 12          | 1          |  |  |  |  |

Mtn Lion

|           |            |            |            |  |  |  |
|-----------|------------|------------|------------|--|--|--|
| Confirmed | 2          | 7          | 5          |  |  |  |
| Probable  |            |            | 1          |  |  |  |
| Value     | \$3,513.16 | \$2,121.00 | \$1,769.69 |  |  |  |
| Owners    | 2          | 2          | 2          |  |  |  |



# Board of Livestock Meeting

## Agenda Request Form

|   |  |  |
|---|--|--|
| From: Alicia Love, MPH, RS, Bureau Chief  | Division/Program: Animal Health/<br>Meat, Milk, and Egg Inspection<br>Bureau | Meeting Date:<br><b>July 31<sup>st</sup>, 2024</b> |
| <b><u>Agenda Item:</u> Listeria Letter To State Inspected Establishments</b>  |  |  |
| Background Info:<br>During the recent Food Safety Assessments completed by the EIAO, Jay Nelson inconsistencies were found regarding the understanding and implementation of controlling and testing for Listeria monocytogenes. This letter will be sent to state inspected establishments to help add clarification to the testing requirements for Listeria. |  |  |
| Recommendation: Approve   |  |  |
| Time needed: 15 min   | Attachments:   | Yes X   No   Board vote required?   Yes X   No     |
| <b><u>Agenda Item:</u> Ingredient Entry Letter To State Inspected Establishments</b>  |  |  |
| Background Info:<br><br>This letter is intended be sent to state inspected establishments to bring awareness to establishments of 9 CFR 318.( C) which requires that every article that enters the establishment have the amount or percentage of any restricted substances and a list of ingredients in the product that have two or more ingredients.         |  |  |
| Recommendation: Approve   |  |  |
| Time needed: 15 min   | Attachments:   | Yes X   No   Board vote required   Yes X   No      |
| <b><u>Agenda Item:</u></b>  |  |  |
| Background Info:  |  |  |
| Recommendation:   |  |  |
| Time needed:  | Attachments:   | Yes   No   Board vote required:   Yes   No         |
| <b><u>Agenda Item:</u></b>  |  |  |
| Background Info:  |  |  |
| Recommendation:   |  |  |
| Time needed:  | Attachments:   | Yes   No   Board vote required:   Yes   No         |
| <b><u>Agenda Item:</u></b>  |  |  |

---

# STATE OF MONTANA

GREG GIANFORTE, GOVERNOR

---

## MT DEPARTMENT OF LIVESTOCK

PO BOX 202001

HELENA, MONTANA 59620-2001

(406) 444-7323/FAX (406) 444-1929

[livemail@mt.gov](mailto:livemail@mt.gov)



ANIMAL HEALTH (406) 444-2976

BRANDS ENFORCEMENT DIVISION (406) 444-2045

CENTRALIZED SERVICES DIVISION (406) 444-4994

EXECUTIVE OFFICE (406) 444-9321

MEAT, MILK & EGG INSPECTION (406-444-5202)

State Inspected Establishments,

This letter addresses the control of *Listeria monocytogenes* (*L. monocytogenes*) and applies to all establishments that produce Fully Cooked Not Shelf-Stable (Ready to Eat) products that are post-lethality exposed; meaning products that come into direct contact with food contact surfaces after receiving the lethality treatment.

Federal regulation 9CFR430.4 addresses the control of *L. monocytogenes* in post-lethality exposed ready-to-eat products, providing establishments 3 alternatives for the control of Listeria. All but one of Montana's state inspected establishments that produce Ready to Eat product use Alternative 3, which provides for the control of *L. monocytogenes* through the "use of sanitation measures only" (9CFR430.4(b)(3)).

9CFR430.4(b)(3) requires to:

1. Provide for the testing of food contact surfaces (FCS) in the post-lethality processing environment to ensure that the surfaces are sanitary and free of *L. monocytogenes* or of an indicator organism.
2. Identify the conditions under which the establishment will implement hold-and-test procedures following a positive test of a food-contact surface for an indicator organism.
3. State the frequency the testing will be done.
4. Identify the size and location of the sites that will be sampled; and
5. Include an explanation of why the testing frequency is sufficient to ensure that effective control of *L. monocytogenes* or of an indicator organism is maintained.

An FSIS guideline titled "FISS Compliance Guideline: Controlling Listeria monocytogenes in Post-lethality Exposed Ready-to-Eat Meat and Poultry Products" is available on the USDA website to assist establishments.

The Guideline recommends that for plants producing a low volume of Ready-to-Eat product, the minimum frequency for Listeria testing should be monthly, with 3-5 food contact surfaces per test. These swabs may be combined as a lab cost-saving measure.

These recommendations represent best practices based upon the best scientific and practical considerations. These recommendations are NOT requirements. If an establishment chooses to adopt procedures different than those outlined in the FSIS Guideline, it will need to support why those procedures are effective in controlling hazards from *L. monocytogenes* in post-lethality exposed Ready to Eat products. As the FSIS Guideline recommendations are based on "best scientific and practical considerations", the support will be required to be science-based and submitted for review and approval.

If there are questions regarding this letter and the control of Listeria monocytogenes as required in 9CFR430, please feel free to reach out to me or to your inspector.

Jay Nelson

EIAO - Montana Meat, Milk & Egg Inspection Bureau

406-438-0738

[Jay.nelson@mt.gov](mailto:Jay.nelson@mt.gov)

---

# STATE OF MONTANA

GREG GIANFORTE, GOVERNOR

---

## MT DEPARTMENT OF LIVESTOCK

P.O. BOX 2002001

HELENA, MONTANA 59620-2001

(406) 444-7323 / FAX (406) 444-1929

[livemail@mt.gov](mailto:livemail@mt.gov)



ANIMAL HEALTH DIVISION (406) 444-2976  
MEAT, MILK AND EGG INSPECTION (406) 444-5202  
BRANDS ENFORCEMENT DIVISION (406) 444-2045  
CENTRALIZED SERVICES DIVISION (406) 444-4994  
EXECUTIVE OFFICE (406) 444-9321

Establishment Owner

September, 2024

Address

City, State, Zip

### State Inspected Establishments,

The State of Montana Meat, Milk, and Egg Inspection Bureau maintains an “equal to” status within United States Department of Agriculture’s Food Safety Inspection Services program. This program requires that formulations and labels follow all applicable regulations to ensure that food is safe, wholesome, and unadulterated.

9 CFR 318.1(c) states, “Every article for use as an ingredient in the preparation of meat food products, when entering any official establishment and at all times while it is in such establishment, shall bear a label showing the name of the article, the amount or percentage therein of any substances restricted by this part or part 317 of this subchapter, and a list of ingredients in the article if composed of two or more ingredients: *Provided*, That in the case of articles received in tank car lots, only one such label shall be used to identify each lot. In addition, the label must show the name and address of the shipper.” This regulation ultimately links back to 9 CFR 424.21(c) where restricted ingredients are listed. Restricted ingredients include but are not limited to curing agents, cure accelerators, antioxidants, and phosphates.

What does this mean for State Inspected Establishments? Beginning in **March 2025**, official establishments will not be permitted to use or store an ingredient that doesn’t conform to this regulation. This will have the most impact on spice blends. Because the regulation states that ingredients stored in an official establishment will have proper labeling, it will not be allowable for official state inspected establishments to use these ingredients in custom exempt processing.

Official establishments will be expected to either work with their spice company to request that restricted ingredients have a percentage listed or choose a replacement blend that does. Once a compliant blend is selected, establishments should submit updated formulas to Label Specialist, Kaylee Hiel, at [Kaylee.Hiel@mt.gov](mailto:Kaylee.Hiel@mt.gov), to update state inspected labels. Going forward, label requests will be rejected if nonconforming ingredients are submitted. A letter of guarantee will not meet the requirements of this regulation.

We appreciate your ongoing cooperation as we strive to continuously improve our program.

Sincerely,



# Board of Livestock Meeting

## Agenda Request Form

|   |              |                        |      |                       |       |      |
|---|--------------|------------------------|------|-----------------------|-------|------|
| From: Greg Juda   |              | Division/Program: MVDL |      | Meeting Date: 7/31/24 |       |      |
| <b>Agenda Item: Operational Update</b>  |              |                        |      |                       |       |      |
| <b>Background Info:</b> An update on lab operations and events will be provided.  |              |                        |      |                       |       |      |
| <b>Recommendation:</b> N/A  |              |                        |      |                       |       |      |
| Time needed: 10 minutes   | Attachments: | Yes                    | No X | Board vote required?  | Yes   | No X |
| <b>Agenda Item: New Building Construction Update</b>  |              |                        |      |                       |       |      |
| <b>Background Info:</b> Building construction progress will be summarized and select pictures shared with the BOL.  |              |                        |      |                       |       |      |
| <b>Recommendation:</b> N/A  |              |                        |      |                       |       |      |
| Time needed: 10 minutes   | Attachments: | Yes                    | No X | Board vote required   | Yes   | No X |
| <b>Agenda Item: OOS Travel Request for AAVLD Annual Meeting</b>   |              |                        |      |                       |       |      |
| <b>Background Info:</b> The American Association of Veterinary Laboratory Diagnosticians (AAVLD) annual meeting is held annually in the fall. This year's meeting is in Nashville, TN from October 10-16, 2024. This request is being submitted as an out of state travel request fully funded by the FY24 NAHLN grant. |              |                        |      |                       |       |      |
| <b>Recommendation:</b> BOL approval of travel request   |              |                        |      |                       |       |      |
| Time needed: 5 minutes  | Attachments: | Yes X                  | No   | Board vote required   | Yes X | No   |



## Department of Livestock

1) Division  
MVDL

## 2) Employee(s) Traveling

Greg Juda, Tess Moore, Erika Schwarz-Collins, Jonathon Sago

## 3) Justification

The American Association of Veterinary Laboratory Diagnosticians (AAVLD) annual meeting is held annually in the fall. This year's meeting is in Nashville, TN from October 10-16, 2024. This request is being submitted as an out of state travel request although it is unknown at this time if all MVDL attendees will attend in person.

This meeting is primarily educational in nature and provides an opportunity for business and regulatory networking. Typical topics of interest include changes in regulations, new test methods, emerging technologies, and trends in infectious disease. The meeting also serves to provide continuing educational credits for our professional veterinarian staff.

The MVDL has \$13,000 approved in the FY24 NAHLN financial plan to fund this travel request.

## 4) Itinerary

October 10-16 in Nashville, TN. A detailed schedule of lectures/meetings/committees has not been released as of the time of this request.

## 5) Cost Estimate

\$2,700/on-site attendee funded by FY24 NAHLN grant

## 6) Submitted By

Requested By  
Gregory JudaTitle  
MVDL DirectorDate  
7/31/2024

## Approval - to be Completed by Agency Authorized Personnel

Date Approved by Board

Board Chair or EO

Title

Date

NOTE: A travel expense voucher form must be filed within three months after incurring the travel expenses, otherwise the right to reimbursement will be waived.

Department of Livestock

1) Division  
MVDL

## 2) Employee(s) Traveling

Zvakanaka Gloria Masarirambi (Employee ID 088742)

## 3) Justification

FD374 Laboratory Examination of Dairy Products Course, required for new milk analyst.

## 4) Itinerary

The course is scheduled for 09/16/2024-09/20/2024 in Oklahoma City, OK.. A detailed schedule of lectures/meetings/committees has not been released as of the time of this request.

## 5) Cost Estimate

Lodging: \$600

Flight: \$650

Ride share: \$200

Per diem: \$350

Total: \$1800

Funding source will be the MVDL annual travel budget.

## 6) Submitted By

Requested By  
Gregory JudaTitle  
MVDL DirectorDate  
7/31/2024

## Approval - to be Completed by Agency Authorized Personnel

Date Approved by Board

Board Chair or EO

Title

Date

NOTE: A travel expense voucher form must be filed within three months after incurring the travel expenses, otherwise the right to reimbursement will be waived.



# Board of Livestock Meeting

## Agenda Request Form

|   |                                    |                             |
|---|------------------------------------|-----------------------------|
| From:<br>Tahnee Szymanski, State Veterinarian | Division/Program:<br>Animal Health | Meeting Date:<br>2024/07/31 |
|---|------------------------------------|-----------------------------|

**Agenda Item: Out-of-State Travel Requests**

The Animal Health Bureau is requesting permission to travel for:

- 1 veterinarian to U.S. Swine Health Improvement Plan (SHIP) HOD Meeting, September 3-5 in Bloomington, Minnesota. SHIP is modeled after the National Poultry Improvement Plan (NPPI), with the goals to develop an African Swine Fever and Classical Swine Fever monitoring program for the swine industry, as the poultry industry has done for avian influenza and other diseases. This meeting will shape the program for Montana producers through discussion and decision making on program content, program direction and certification requirements for participation. Montana has been allocated 4 voting delegate rolls and has received funding to pay for travel for 3 individuals, one MDOL employee and 2 individuals representing industry.  
  
The approximate cost is \$1500 per attendee, paid by federal cooperative agreement (CA).
- 2-3 veterinarians to United States Animal Health Association (USAHA) October 10-16 in Nashville, Tennessee. USAHA is the primary meeting for state and federal animal health officials where recommendations are made on animal health policies. Additionally, attendance at committee meetings provides Montana personnel with current information on disease risks and epidemiological investigations. Also, USAHA provides a forum where resolutions are debated and passed that affect the state of Montana livestock commerce. There is clear benefit to having Department of Livestock veterinarians attend. Because of the number of concurrent committees, it is impossible for even two veterinarians to be able to adequately cover.  
  
The approximate cost is \$2400-3300 per attendee, paid by CA, PCF, and DSA- General Fund.
- 1 veterinarian to Idaho's Triennial USDA DSA Review August 27-29 in Boise, Idaho. State brucellosis programs are reviewed every 3 years. For this year's review, another GYA veterinarian will be included on the review team. Reviews provide an opportunity to identify program deficiencies.  
  
Travel, except salary and per diem, will be paid by USDA with the estimated cost of travel totally \$1500.
- 1 veterinarian to North American African Swine Fever Forum September 17-19 in Ottawa, Canada. The fourth NA-ASF Forum continues the collaboration that began in 2019, when Canada first hosted the event. Since then, the United States, Mexico and Canada have co-hosted the forum, rotating its location among the 3 countries to continue to advance regional cooperation in the prevention and mitigation of the impact of ASF in the Americas. This year's forum will again bring together government and industry leaders, and decision-makers to address the ongoing threat of ASF to the Americas. Participants will discuss progress made since 2019, learn from recent outbreaks in Europe and Asia, and identify areas requiring continued effort.  
  
The approximate cost is \$2400 per attendee. Cost to be covered by PCF
- 1 veterinarian to attend USDA's foreign animal disease diagnostician (FADD) training. This is critical training to enable deploying a veterinarian into the field to investigate a suspected foreign animal disease. Should the state of Montana experience an incursion of a foreign animal disease, it has been well recognized that foreign animal disease diagnosticians will be a limiting factor and

may impair a successful response. The course is expected to consist of 1-week online training followed by 1-week hands-on training in New York or Kansas.

Approximate costs are expected to be \$2,500. Costs for attendee are expected to be covered by Federal Cooperative Agreement funding with exception of per diem and salary.

6. USDA Field Skills Training Course September 10-12 in Ames, IA. This training covers restraint and handling of livestock species, diagnostic sample collection, captive bolt training, and certification for comparative cervical TB testing.

The estimated cost of attendance is \$1,800 and will be paid with CA funding, minus salary and per diem.

Recommendation: Board approval of requested OOS travel.

|                         |              |            |  |                      |            |  |
|-------------------------|--------------|------------|--|----------------------|------------|--|
| Time needed: 20 minutes | Attachments: | <b>Yes</b> |  | Board vote required? | <b>Yes</b> |  |
|-------------------------|--------------|------------|--|----------------------|------------|--|

**Agenda Item: ADT Update**

Background Info: USDA requirements for electronic ID for interstate movement will go into effect on November 5<sup>th</sup>. State allocations have already been made for no-cost RFID tags with dissemination of tags being handled directly through the Helena USDA office. The no-cost tags are meant to be distributed only for animals that are required to have official identification.

Recommendation: No action needed.

|                         |              |  |           |                     |  |           |
|-------------------------|--------------|--|-----------|---------------------|--|-----------|
| Time needed: 10 minutes | Attachments: |  | <b>No</b> | Board vote required |  | <b>No</b> |
|-------------------------|--------------|--|-----------|---------------------|--|-----------|

**Agenda Item: HPAI Update**

Background Info: The virus that causes HPAI has been found in dairy cows exhibiting reduced feed consumption and reduced milk production. Dairy workers have also been reported as being infected with mild symptoms such as conjunctivitis and lethargy. This situation is evolving rapidly. We will update the Board with the latest information released by the USDA and other regulatory agencies.

Recommendation: No action – Report for situational awareness

|                         |              |  |           |                      |  |           |
|-------------------------|--------------|--|-----------|----------------------|--|-----------|
| Time needed: 10 minutes | Attachments: |  | <b>No</b> | Board vote required: |  | <b>No</b> |
|-------------------------|--------------|--|-----------|----------------------|--|-----------|

**Agenda Item:**

Background Info:

Recommendation:

|                        |              |     |    |                      |     |    |
|------------------------|--------------|-----|----|----------------------|-----|----|
| Time needed: 5 minutes | Attachments: | Yes | No | Board vote required: | Yes | No |
|------------------------|--------------|-----|----|----------------------|-----|----|

**Agenda Item:**

Background Info:

Recommendation:

|                        |              |     |    |                      |     |    |
|------------------------|--------------|-----|----|----------------------|-----|----|
| Time needed: 5 minutes | Attachments: | Yes | No | Board vote required: | Yes | No |
|------------------------|--------------|-----|----|----------------------|-----|----|

[illegible]

## Department of Livestock

1) Division  
Animal Health

## 2) Employee(s) Traveling

Veterinarian Supervisor

## 3) Justification



USDA Foreign Animal Disease Diagnostics (FADD) Training is a 2-week classroom and laboratory training that provides collaborative and interactive learning opportunities for federal, state, and military veterinarians through instructor-led presentations, facilitated discussions, daily clinical rounds in the animal rooms, necropsies, and a simulated foreign animal disease investigation scenario at the end of the second week. This course trains participants in field identification skills to determine a differential diagnosis of disease in poultry and livestock foreign to the United States, and the steps to perform field investigations and correct sample submission techniques.

## 4) Itinerary

Date TBD in Plum Island, NY. A detailed schedule of lectures/meetings/committees has not been released as of the time of this request.

## 5) Cost Estimate

Cost per attendee is approximately 2494. Cost for 1 attendee is expected to be covered by Federal Cooperative Agreement funds. See attached spreadsheet for itemized budget.

|  |  |   |                   |
|--|--|---|-------------------|
| 6) Submitted By  | Requested By<br>Tahnee Szymanski   | Title<br>State Veterinarian   | Date<br>7/19/2024 |
| <b>Approval - to be Completed by Agency Authorized Personnel</b>   |  |   |                   |
| Date Approved by Board   | Board Chair or EO<br> | Title<br> | Date<br>7-31-24   |
| <b>NOTE: A travel expense voucher form must be filed within three months after incurring the travel expenses, otherwise the right to reimbursement will be waived.</b> |  |   |                   |



## Department of Livestock

1) Division  
Animal Health

## 2) Employee(s) Traveling

Staff veterinarian

## 3) Justification

1 veterinarian to attend the USDA's foreign animal disease diagnostician (FADD) training. This is a critical training to enable deploying a veterinarian into the field to investigate a suspected foreign animal disease. Should the state of Montana experience an incursion of a foreign animal disease, it has been well recognized that foreign animal disease diagnosticians will be a limiting factor, and may impair a successful response. The course is expected to consist of 1 week online training followed by 1 week hands-on training in Kansas.

## 4) Itinerary

Date and location TBD. Agenda is not available at this time.

## 5) Cost Estimate

Approximate costs are expected to be \$2,494. Costs for attendee are expected to be covered by Federal Cooperative traceability fund with exception of per diem and salary.

## 6) Submitted By

Requested By

Tahnee Szymanski

Title

State Veterinarian

Date

7/31/2024

## Approval - to be Completed by Agency Authorized Personnel

Date Approved by Board

Board Chair or EO

Title

Date

NOTE: A travel expense voucher form must be filed within three months after incurring the travel expenses, otherwise the right to reimbursement will be waived.

Department of Livestock

1) Division  
AHB

## 2) Employee(s) Traveling

Montana State Veterinarian

## 3) Justification

Idaho's Triennial USDA DSA Review - State brucellosis programs are reviewed every 3 years. For this year's review, another GYA veterinarian will be included on the review team. Reviews provide an opportunity to identify program strengths and deficiencies. By virtue of their extensive on-the-ground knowledge of laboratory processes, interactions with accredited veterinarians performing brucellosis surveillance work, and quarantine authority, State Animal Health Officials can provide key insight into the review process.

## 4) Itinerary

Wed-Thur August 27-29 in Boise, Idaho

## 5) Cost Estimate

\$1500 - USDA will pay for all costs except salary and per diem. Montana will bear the salary and per diem costs for the Montana State Veterinarian.

## 6) Submitted By

Requested By

Tahnee Szymanski

Title

Montana State Veterinarian

Date

7/31/2024

## Approval - to be Completed by Agency Authorized Personnel

Date Approved by Board

Board Chair or EO

Title

Date

NOTE: A travel expense voucher form must be filed within three months after incurring the travel expenses, otherwise the right to reimbursement will be waived.

|                         |                    |
|-------------------------|--------------------|
| Department of Livestock | 1) Division<br>AHB |
|-------------------------|--------------------|

**2) Employee(s) Traveling**

Montana State Veterinarian

**3) Justification**



North American African Swine Fever Forum - The fourth NA-ASF Forum continues the collaboration that began in 2019, when Canada first hosted the event. Since then, the United States, Mexico and Canada have co-hosted the forum, rotating its location among the 3 countries to continue to advance regional cooperation in the prevention and mitigation of the impact of ASF in the Americas. This year's forum will again bring together government and industry leaders, and decision-makers to address the ongoing threat of ASF to the Americas. Participants will discuss progress made since 2019, learn from recent outbreaks in Hispaniola (Haiti and the Dominican Republic), Europe and Asia, and identify areas requiring continued domestic effort. This will provide key insights for Montana swine operations in their efforts to protect their hogs and businesses from an incursion.

**4) Itinerary**

September 17-19 in Ottawa, Canada. A detailed agenda is not yet available.

**5) Cost Estimate**

The approximate cost is \$2400 for the state veterinarian covered by PCF.

|  |  |   |                   |
|--|--|---|-------------------|
| <b>6) Submitted By</b>   | Requested By<br>Tahnee Szymanski   | Title<br>Montana State Veterinarian   | Date<br>7/31/2024 |
| <b>Approval - to be Completed by Agency Authorized Personnel</b>   |  |   |                   |
| Date Approved by Board   | Board Chair or EO<br> | Title<br> | Date<br>7-31-24   |
| <b>NOTE: A travel expense voucher form must be filed within three months after incurring the travel expenses, otherwise the right to reimbursement will be waived.</b> |  |   |                   |

Department of Livestock

1) Division  
AHB**2) Employee(s) Traveling**

Program Veterinarian (Brucellosis)

**3) Justification**

U.S. Swine Health Improvement Plan (SHIP) HOD Meeting - SHIP is modeled after the National Poultry Improvement Plan (NPIP), with the goals to develop an African Swine Fever and Classical Swine Fever monitoring program for the swine industry, as the poultry industry has done for avian influenza and other diseases. This meeting will shape the program for Montana producers through discussion and decision making on program content, program direction and certification requirements for participation. Montana has been allocated 4 voting delegate rolls and has received funding to pay for travel for 3 individuals, one MDOL employee and 2 individuals representing industry.

**4) Itinerary**

September 3-5 in Bloomington, Minnesota.

**5) Cost Estimate**

The approximate cost is \$1500 per attendee, paid by federal cooperative agreement (CA).

**6) Submitted By**

Requested By

Tahnee Szymanski

Title

Montana State Veterinarian

Date

7/31/2024

**Approval - to be Completed by Agency Authorized Personnel**

Date Approved by Board

Board Chair or EO

Title

Date

NOTE: A travel expense voucher form must be filed within three months after incurring the travel expenses, otherwise the right to reimbursement will be waived.



Department of Livestock

1) Division  
AH

## 2) Employee(s) Traveling

State Veterinarian, Program Veterinarian - Supervisor (Animal Disease Traceability), Program Veterinarian (Brucellosis)

## 3) Justification



USAHA is the primary meeting for state and federal animal health officials where recommendations are made on animal health policies. Additionally, attendance at committee meetings provides Montana personnel with current information on disease risks and epidemiological investigations. Additionally, USAHA provides a forum where resolutions are debated and passed that affect state of Montana livestock commerce. There is clear benefit to having Department of Livestock veterinarians attend. Because of the number of concurrent committee meetings, it is difficult for even three veterinarians to be able to adequately cover.

## 4) Itinerary

October 10-16 in Nashville TN. A detailed schedule of lectures/meetings/committees has not been released as of the time of this request.

## 5) Cost Estimate

Approximate cost is \$2,400 - \$3,300 per attendee. Costs for 2 attendees are expected to be covered by Federal Cooperative Agreement funds with exception of per diem and salary. (see attached spreadsheet for itemized budget)

|   |  |   |                   |
|---|--|---|-------------------|
| 6) Submitted By   | Requested By<br>Tahnee Szymanski   | Title<br>State Veterinarian   | Date<br>7/31/2024 |
| <b>Approval - to be Completed by Agency Authorized Personnel</b>  |  |   |                   |
| Date Approved by Board  | Board Chair or EO<br> | Title<br> | Date<br>7-31-24   |
| NOTE: A travel expense voucher form must be filed within three months after incurring the travel expenses, otherwise the right to reimbursement will be waived. |  |   |                   |



# Board of Livestock Meeting

## Agenda Request Form

|   |              |                                      |                      |                       |        |
|---|--------------|--------------------------------------|----------------------|-----------------------|--------|
| From: Jay Bodner  |              | Division/Program: Brands Enforcement |                      | Meeting Date: 7/31/24 |        |
| <b><u>Agenda Item:</u> International Livestock Identification Association Conference Review/Update</b>  |              |                                      |                      |                       |        |
| Background Info: <ul style="list-style-type: none"><li>• Update on the International Livestock Identification Association Conference held in Billings, MT.</li><li>• Hosted by Montana</li></ul>  |              |                                      |                      |                       |        |
| Recommendation:   |              |                                      |                      |                       |        |
| Time needed: 15 Minutes   | Attachments: | No                                   | Board vote required? | No                    |        |
| <b><u>Agenda Item:</u> ARM Rule 32.18.202 Adjoining County Grazing Permits Proposed Change</b>  |              |                                      |                      |                       |        |
| Background Info: <ul style="list-style-type: none"><li>• The brands division has identified the need to change ARM rule 32.18.202, to meet the statute requirements in 81-3-211 Inspection of livestock before change of ownership or removal from county -- transportation permits</li></ul> |              |                                      |                      |                       |        |
| Recommendation:   |              |                                      |                      |                       |        |
| Time needed: 15 Minutes   | Attachments: | Yes                                  | Board vote required  | Yes                   |        |
| <b><u>Agenda Item:</u> Brands Division Update</b>   |              |                                      |                      |                       |        |
| Background Info: <ul style="list-style-type: none"><li>• Staffing</li><li>• Legislation</li><li>• DOL Truck Stops</li><li>• Annual Estray Advertising</li></ul>   |              |                                      |                      |                       |        |
| Recommendation:   |              |                                      |                      |                       |        |
| Time needed: 15 Minutes   | Attachments: | No                                   | Board vote required: |                       | No     |
| <b><u>Agenda Item:</u></b>  |              |                                      |                      |                       |        |
| Background Info:  |              |                                      |                      |                       |        |
| Recommendation:   |              |                                      |                      |                       |        |
| Time needed:  | Attachments: | Yes                                  | No                   | Board vote required:  | Yes No |
| <b><u>Agenda Item:</u></b>  |              |                                      |                      |                       |        |
| Background Info:  |              |                                      |                      |                       |        |
| Recommendation:   |              |                                      |                      |                       |        |
| Time needed:  | Attachments: | Yes                                  | No                   | Board vote required:  | Yes No |



### **32.18.202 ADJOINING COUNTY GRAZING PERMITS (Proposed Revision)**

(1) The adjoining county grazing permit allows livestock to move for grazing purposes from the ranch of origin in Montana to a premises in an adjoining Montana county.

(2) The permit must be issued by a department employee, not a deputy stock inspector.

(a) The ranch of origin and destination premises must be owned or controlled by the livestock owner or the owner's agent. The owner or owner's agent must be authorized to grant department employees access to the destination premises to inspect any livestock that are present while the permit is in effect.

(b) Permits are valid for eight months after the issue date.

(c) Only one permit may be issued for an animal or group of animals in any 12-month period.

(d) For the purpose of obtaining an adjoining county grazing permit, livestock must be branded with a Montana brand recorded to the owner of the livestock; **unless the animal is classified as a virgin breeding female or a nursing calf.**

(e) Requests for permits may be denied if previous permits have been suspended.

(f) A grazing association may impose conditions on such permits including a requirement that livestock be individually inspected prior to entering or leaving the common grazing area.

(3) Grazing permits may be suspended if the livestock owner:

(a) provides false information on the permit;

(b) transports animals not authorized to move on a grazing permit;

(c) allows animals to leave or be removed from the destination premises and not return to the ranch of origin; and

(d) violates state or federal livestock containment, livestock inspection, or animal health regulations.

(4) If the permit is expired or suspended, or if animals are not returning to the origin premises, animals must move in accordance with 81-3-211(1) through (6)(e) and (7), MCA.

**Authorizing statute(s):** 81-1-102, 81-3-202, MCA

**Implementing statute(s):** 81-3-203, 81-3-211, MCA

**History:** NEW, 1977 MAR p. 263, Eff. 8/26/77; AMD, 2005 MAR p. 1517, Eff. 8/12/05; AMD, 2014 MAR p. 324, Eff. 2/14/14; AMD, 2018 MAR p. 648, Eff. 3/31/18

### **32.18.208 DEEDED LAND GRAZING PERMITS (Proposed Revision)**

(1) The deeded land grazing permit allows movement of cattle for grazing purposes from a Montana ranch of origin across multiple county lines to a Montana destination premises if the entire destination premises is the private deeded property of the livestock owner.

(2) An application must be submitted to and approved by the department prior to movement.

(3) For purposes of obtaining a permit, virgin breeding females and nursing calves are not required to be branded.

(4) The provisions of ARM 32.18.202(2) through (4) apply, ~~except ARM 32.18.202(2)(d).~~

**Authorizing statute(s):** 81-1-102, 81-3-202, MCA

**Implementing statute(s):** 81-3-203, 81-3-211, MCA