

HOW TO READ BRANDS



































Brands are read from left to right, front top to bottom & from outside to inside

A lazy letter – the top is always to the left ◀ “lazy A”

If the brand lays this way ▶, it is ready “lazy A top to the right”

In case of a B or D & similar letters when turned lazy, they are read as **B** “lazy B bow up” & **D** “lazy D bow down”

A monogram brand has a common center post: **EH** “reverse EH monogram”

	QUARTER CIRCLE BOW UP		QUARTER CIRCLE BOW DOWN
	O WYOMING SLASH S		O MONTANA SLASH S
	MONTANA SLASH		WYOMING SLASH
	KW SITTING IN A QUARTER CIRCLE		QUARTER CIRCLE OVER KW
	9V OVER BAR		BAR OVER 9V
	LAZY W		LAZY M
	PITCHFORK		RAFTER B
	RAFTER		WALKING Y
	REVERSE B		REVERSE E
	CIRCLE 3		WALKING 5
	SPEAR O		LAZY D BOW DOWN OVER C
	4 BAR P STACKED		E BAR H TIED AT THE TOP
	E BAR H TIED IN THE MIDDLE		E BAR H TIED AT THE BOTTOM
	X HANGING HEART		X STANDING HEART
	BAR JL STRAIGHTAWAY		JL BAR STRAIGHTAWAY
	SLASH DIAMOND T		DIAMOND T SLASH
	WALKING YL OVER BAR		BAR OVER LAZY EY