

MONTANA

Department of Livestock

**Brands
Enforcement**



**ANNUAL REPORT
TO THE
BOARD OF LIVESTOCK
2010**

Table of Contents

	<u>Page</u>
100 Years Ago, Report to the Governor	2
Helena Office Staff	5
Brands Budget	6
Helena Office Year End Report	7
Inspection Fees	10
District Investigators	11
District Year End Totals	14
Local Cattle Inspections	16
Grazing Permits	25
Report on Horse Inspections	26
Rodeo Permits	30
Sheep Statistics	31
Montana Livestock Markets	37
Market Inspectors	40
Cattle Sold Through Montana Livestock Auctions	43
Distribution of Proceeds	45



Report of the Board of Stock Commissioners.

OFFICE OF THE STATE BOARD OF STOCK COMMISSIONERS.
Helena, Montana, December 31st, 1910.

To His Excellency.

Honorable Edwin L. Norris
Governor, State of Montana.

Sir:-

The State Board of Stock Commissioners herewith hand you its twenty-fifth annual report, containing a synopsis of its work during the year 1910, and including as an appendix the annual report of the General Recorder of Marks and Brands.

Death has caused two vacancies on the Board D. C. Kyle of Valley County, and Daniel McNeill of Jefferson County.
The personnel of the Board is as follows.

Officers:

President, James T. Stanford; President Pro Tem, David Fratt;
Secretary, D. W. Raymond.

Commissioners:

Beaverhead County
Broadwater County
Carbon County
Cascade County
Chouteau County
Custer County
Dawson County
Deer Lodge County
Fergus County
Flathead County
Gallatin County
Granite County
Lewis and Clark County
Madison County
Meagher County
Missoula County
Park County

Nels Nelson.
Con Sweeney.
Caleb Duncan.
James T. Stanford.
C. J. McNamara.
O. C. Cato.
C. J. Murphy.
W. M. Montgomery.
Andrew Fergus.
J. H. Graves.
H. H. Sappington.
Geo. W. Morse.
J. M. Boardman.
Winthrop Raymond.
Geo. R. Lyons.
Dr. W. P. Mills.
O. T. Armstrong.

MONTANA BOARD OF STOCK COMMISSIONERS

Powell County
Ravalli County
Rosebud County
Sanders County
Silver Bow County
Sweet Grass County
Teton County
Yellowstone County

Mike McCormick.
D. D. Nicholson.
Morgan Howell.
Geo. Cooper.
M. R. Ayres.
W. P. Franklin.
J. L. DeHart.
D. Fratt.

The annual meeting of the Board was held on the fourth day of April, 1910, at the Secretary's office in Helena. At this time, D. W. Raymond was elected Secretary to fill the vacancy caused by the death of W. G. Preuitt, November 17, 1909; E. K. Preuitt having been appointed Acting Secretary by the Executive Committee to hold office until the regular meeting of the Board.

Inspection matters, claims for estrays and other matters brought to the attention of the Board were disposed of.

The following is a list of paid Inspectors for the year 1910:

S. J. Scott, Chicago, assisted by Geo. Twible; R. H. Richard, South Omaha; W. H. Rhoads, South St. Paul; John W. Collins, Butte; T. B. McShane, Great Falls; Thomas McDonald, Malta and O. A. Daugherty of Billings. Mr. Twible is located at Glendive, Dawson County, when not in Chicago, assisting with the inspection. In addition to this number, two tally men, and a bookkeeper, were employed at Chicago during the shipping season. B. H. Graham was employed August 1st, 1910, to inspect Montana cattle shipped to Sioux City, Iowa.

Because of the shortage of funds the number of inspectors is not as large as it should be.

There were 165 arrests made during the year by the Inspectors and Sheriffs of the State for the violation of the stock laws. Of this number 71 were convicted, 40 acquitted and 40 cases are pending. One escaped from jail and one jumped bond.

MONTANA BOARD OF STOCK COMMISSIONERS

During the year 498 hides of animals killed on railroads were inspected by employees of the Board, and the owners of the same notified to present their claims to the Railroad Companies. The total shipments of cattle out of the state numbered 243,662, of which number 218,183 went to eastern markets and 25,479 to western markets.

Out of the shipments, the Inspectors recovered 9,350 estrays, 1858 being paid through this office, and the remainder were paid direct to the owners from the point of sale.

This office received and remitted the proceeds to the owners of 73 head of cattle, which had drifted into Canada.

We paid the Western Stockgrowers Association, of McLeod, Alberta, Canada, the proceeds of 137 head of cattle shipped from Montana, and belonging to the members of that Association.

Thirty thousand and ninety-seven head of horses were shipped from the state during the year 1910. From this number the Inspectors recovered 108 estrays, and either returned them to their proper owners or sent the proceeds of sale to this Office. Owing to the good law requiring the inspection of horses when moved from one county of another, the aggregate number of horses shipped from the state may not be exactly correct, but after a careful examination of the records, this office believes the number given to be approximately correct.

While there are a number of other public markets in the state, which handles horses, this office has been able to get the number of horses sold by but two. The Clark Horse Sales Company of Miles City, which Company sold 24,373 head and the Dillon Horse Sales Company, which sold 933 head.

MONTANA BOARD OF STOCK COMMISSIONERS

Following is a report of the Board since its organization:

Year	Cattle Output	Strays Recovered	No. of Arrests	No. of Inspectors	Stray Horses Recovered
1885	70,089	1,035	19	8	-
1886	119,620	1,730	43	8	-
1887	82,134	3,160	13	9	-
1888	167,602	3,790	6	5	-
1889	123,880	3,424	20	5	-
1890	174,035	3,991	21	9	-
1891	250,000	13,746	14	10	-
1892	203,000	11,110	4	13	-
1893	279,158	17,565	13	14	-
1894	302,655	19,885	23	12	-
1895	206,460	24,245	29	16	-
1896	254,864	20,275	52	16	-
1897	252,162	19,104	81	15	-
1898	232,225	16,058	72	15	-
1899	203,499	10,755	60	21	-
1900	160,055	11,649	65	21	-
1901	151,986	5,843	91	23	51
1902	230,000	13,841	98	23	129
1903	210,573	11,272	109	29	125
1904	228,775	21,316	121	33	1,066
1905	267,966	34,820	129	34	915
1906	276,722	22,390	86	26	632
1907	214,642	15,558	65	7	208
1908	241,320	12,176	63	7	206
1909	255,178	11,219	103	10	114
1910	243,662	9,350	165	7	108

During the year there were 2,993 brands recorded, and the fees received \$5,986.00 forwarded to the State Treasurer, as provided by law.

I respectfully ask your assistance as Governor in securing a larger yearly appropriation for the maintenance of this Board.

Referring to the above table, you will notice that, in the year 1904, this office had 33 inspectors employed, as against 7 this year.

MONTANA BOARD OF STOCK COMMISSIONERS

In 1904, there were 1,066 stray horses recovered, in 1910, 108. Had the Board more money to employ inspectors, stockmen would receive greater protection.

This office recommends the enactment of a law by the present legislature, requiring that brands be re-recorded every ten years; stockmen to be notified by registered letter that their brand is delinquent; fee for re-recording to be 25 cents. This would open for record simple brands which cannot now be used.

The above suggestions are both endorsed by resolution by the Montana Stockgrowers Association, and the North Montana Roundup Association.

This office also suggests that the Legislature take action on a bounty law, a law making a brand prima facie evidence of ownership of stock so branded, and provisions for the regulations of Public Live Stock Markets.

I regret to report that a case of forgery and embezzlement, covering a number of years, has been discovered in the office. Said crime was committed by the Chief Clerk, who is now serving a term in the State Penitentiary.

Respectfully submitted,

JAMES T. STANFORD,
President.

D. W. RAYMOND,
Secretary.

2010
DEPARTMENT OF LIVESTOCK
BRANDS-ENFORCEMENT DIVISION

Phone: 406-444-2045

Fax: 406-444-2877

HELENA OFFICE STAFF

John Grainger	Administrator- Brands Enforcement Division; District Inspectors, Market Inspectors, all reports, district matters, incident reports, Crimestoppers program, Criminal Investigations, related matters.
Marty Clark	Assistant Administrator/Chief Investigator Brands Enforcement Division/Area Central Manager; Criminal & animal health investigations & reports, train field staff in animal health, disease control & brands enforcement, supervise 13 markets & employees, related matters.
Gary Hamel (started 8/5/2010)	Livestock Dealer Licensing Clerk/Auditor; Market Licensing, Association Sales.
Darcy Anderson	Administrative Assistant- Brands Enforcement Division; Supervise Brands & Records Staff, local inspector numbers, case reports, crimestoppers, records center.
Cally Goyins (started 8/16/2010)	Brand Recorder; new brands, transfers, re-records and related matters.
Martha Howey	Market Compliance Specialist; market inspections reports, bill of sales, inspections, weekly & monthly reports, year end totals, market clearances, out-of-state brands, account of sales, estray list, crimestoppers, records center.
Dani Kane (started 9/25/2010)	Mortgage Clerk; mortgages, brand research, hide buyers, lost list, truck stops, backup for brand recorder, aerial hunting program- predator control division.
Beth Foster (started 10/10/2010)	Horse Inspection Clerk; inspection & bill of sale research, annual & lifetime horse inspections, audit compliance.
Tami DeMars	Cattle Inspection Clerk; non-change and change of ownership cattle inspections, inspection and bill of sale research, audit compliance.
Vacant P/T Becky Waid P/T	Cattle Inspection Clerk; non-change and change of ownership cattle inspections, inspection and bill of sale Research, audit compliance.

**STATE OF MONTANA
DEPARTMENT OF LIVESTOCK
BRANDS ENFORCEMENT DIVISION**

PERSONNEL:	2	Administrative Personnel
	1	Supervisory Personnel
	8	Compliance Staff
		(1) Part time (1) Part time-Vacant
	40	Full Time Field Personnel
		(18) District Investigators
		(12) Market & Assistant Supervisors (1) Vacant
		(8) Livestock Inspectors (1) Vacant
	15	Part Time Field Personnel
		(6)Part time Livestock Inspectors
		(9)Part time Tally Writers
	<hr/>	
	66	Employees

BUDGET 2010

Brands Enforcement Division	<u>\$ 3,228,214</u>
------------------------------------	---------------------

PER CAPITA FEES

Cattle	\$1.75	Llamas	\$7.31
Horses & Mules	4.39	Bison	4.75
Swine	.58	Ungulates	21.14
Sheep & Goats	.37	Ratities	7.31
Poultry	.02	(Ostriches, Emus, Rheas)	
Bees	.30		
(Per Hive or Board)			

Brand Enforcement Funding Source:	35% of Per Capita 65% Fees
--	---------------------------------------

100% State Special Revenue

**2010 Year End Report
State of Montana Department of Livestock
Brands Enforcement Division
Helena MT**

1. **Recorder of Marks & Brands:** As provided by Sec. 81-3-101 (MCA)

New Brands: **346**
Transfers: **295**

Total: 641

Fee: \$100.00 per recording

2. **Security Interests concerning Livestock:** As provided by Sec 81-8-301 (MCA)

Security Interests filed: **560**
Security Interests Satisfied: **401**
Security Interests Continued: **31**

Total: 992

6,154 Mortgages in effect at the end of 2010.

Fee: \$25.00 Filed
Fee: \$25.00 Satisfied
Fee: \$25.00 Continuation

3. **License to Operate as Livestock Dealer:** As provided by Sec. 81-8-271 (MCA)

Livestock Dealers/Buyer Licenses: **380**
 Licensed dealers are **down 60** from 2009
Audits: **2**

Fee: \$100.00 per Buyer/Dealer

4. **Certificate to operate Livestock Market and fee to operate Livestock Market:**
As provided by Sec. 81-8-251 & 81-8-256 (MCA)

Livestock Markets Licensed: **13**

Livestock Markets Audited: **2**

Fee: \$100.00 per Market

5. **Regulation of certain non-market sales:** As provided by Sec. 81-8-214 (MCA)

Association and Test Station Sales granted: **14**

No Fee.

6. **Aerial Hunting Pilot License:** As provided by Sec. 81-7-504 (MCA) & 32.22.103 (ARM)

Pilots Licensed: **10**

Fee: \$30.00 (1 yr.) \$40.00 (1-2 yr.) \$50.00 (2-3 yr.)

7. **Hide Dealers or Buyers License:** As provided by Sec. 81-9-411 (MCA)

Hide Buyers Licensed: **7**

Fee: \$5.00

8. **Livestock Crimestopper's Act:** As provided by Sec. 81-6-301 (MCA)

Calls received: **3**

Reward paid: **None**

9. **Market Compliance Specialist Position Reviewed:**

149,462 Market cattle inspection reports (B/S 99,088) & Tallies (50,374)

15,864 Market Horse inspection reports (B/S 11,898) & Tallies (3,966)

165,326 Market inspection reports & tallies & supporting documents; bills of sale, market consignment permits and livestock inspection certificates.

Received and reviewed **195** Account of Sales regarding the sale of livestock not cleared within 30 days at 13 Markets; as provided by 81-8-263 (MCA).

250 Inspection Reports at **20** Slaughter Establishments.

25 Inspection Reports at Bar S Feedlot, Shelby MT.
(Slaughter Horses)

Cattle & Horse Inspection Reports & Tallies Issued By Market

	<i>CATTLE REPORTS</i>	<i>HORSE REPORTS</i>	<i>A/S</i>
<i>BLS</i>	4,830	2,800	60
<i>PAYS</i>	7,421	1	11
<i>Chinook</i>	2,202	34	3
<i>Dillon</i>	971	4	4
<i>Glasgow</i>	4,096	109	8
<i>Glendive</i>	2,328	24	1
<i>Great Falls (WLA)</i>	6,000	78	58
<i>Lewistown</i>	4,880	51	13
<i>Miles City</i>	5,227	55	5
<i>Missoula</i>	3,570	536	10
<i>Ramsay</i>	3,974	2	3
<i>Sidney</i>	1,196	43	1
<i>Three Forks</i>	3,679	229	18
Total Reports:	50,374	3,966	195

9. **Publication of Description of Estrays – Sold:** As required by Sec. 81-4-606 (MCA)

120 Head of Livestock will be advertised.
 2009 Estray List in the Agri-News, May 31, 2010.

10. **Livestock Inspections:** Received, reviewed and filed by Local Inspection Clerks:

41,776 Cattle Inspection Certificates
 13,914 Horse Inspection Certificates
 4,939 Lifetime Horse Inspections

11. **Beef Council Monies Collected for Calendar Year 2010 \$1,492,911.00**

Fees for Inspection and Livestock Transportation Permits

Local Inspection Fees for Cattle:

\$.50 per head for change of ownership
\$.50 per cow/calf pair for change of pasture
\$1.00 for hide inspection

Local Inspection Fees for Horses, Mules or Ass:

\$6.00 per head up to 10 head
\$1.00 for 11 head or more per owner

Life-Time Rodeo Bull Permit Fee:

\$25.00 per bull (issued by State Stock Inspector)

Life-Time Horse Permit Fee:

\$25.00 per horse (issued by State Stock Inspector)

Market Consignment Permit for Cattle or Horses:

\$1.00 for each permit per owner

Sheep Permit:

\$1.00 for each permit

Grazing Permit:

\$10.00 per permit (issued by State Stock Inspector)

<u>DISTRICT INVESTIGATORS</u>	<u>CAR RADIO #</u>	<u>PHONES</u>
04 Pete Olsen, P.O. Box 729 %Stillwater Sheriff Ofc., Columbus 59019 Carbon, Stillwater, Sweet Grass	504 Mobile 321-0343	628-1920 O
05 Larry Elings, PO Box 169, Dupuyer 59432 Liberty, Toole, Glacier, Pondera	505 Mobile 450-0001	472-3332 H
06 Matt Noyes, PO Box 378, Hardin 59034 Yellowstone, Big Horn	506 Mobile 860-2177	342-5498 H
07 Wayne Shipp, PO Box 461, Brand Ofc.,Glasgow 59230 Daniels, Roosevelt, Sheridan, Valley	507 Mobile 439-2819	367-5302 H 228-4922 O
08 Pat Anderson, PO Box 372, Miles City 59301 Garfield, North Rosebud, Treasure	508 Mobile 951-0510	874-0139 H 234-4316 O
09 Dan Bugni, PO Box 245, Dillon 59725 Beaverhead, West 1/2 Madison	509 Mobile 660-0471	491-1932 H 683-6366 O
10 Boone Jones, Box 8472 Hellgate Station Missoula 59807 Mineral, Missoula, Ravalli, West Portion of Sanders, from St. Ignatius South Lake County	510 Mobile 240-0830	777-3424 H 243-5689 O
11 Mark Feist, PO Box 615, Roundup 59072 Golden Valley, Meagher, Musselshell, Wheatland	511 Mobile 220-1081	323-3133 H
12 Ted Wall, PO Box 85, Three Forks 59752 Broadwater, Gallatin, E 1/2 Madison, Park	512 Mobile 220-0379	439-5208 H 285-6896 O
13 Tyler Thomas, PO Box 3622, Lewistown 59457 Fergus, Judith Basin, Petroleum	513 Mobile 350-1054	538-9431 H 538-3261 O
14 Paul Johnson, 124 Sun Prairie Rd., Great Falls 59404 Cascade, Teton, North 1/2 Lewis & Clark	514 Mobile 231-0268	965-0035 H 453-6051 O
15 Tom Harmon, PO Box 984, Kalispell 59901 Flathead, Lake, Lincoln, NE 1/2 Sanders	515 Mobile 253-0426	752-2480 H 752-2849 O
16 Justin Simenson, Box 1554, Brand Ofc., Chinook 59523 Blaine, Hill, Phillips	516 Mobile 654-4009	357-3830 O
17 Don Selle, PO Box 310, Baker 59313 Fallon, South 1/2 Wibaux, North 1/2 Carter	517 Mobile 951-0587	778-2080 H
18 Bill Blankenship, PO Box 1227, Glendive 59330 McCone, Richland, Dawson, North 1/2 Wibaux	518 Mobile 989-0017	377-6922 H 365-2191 O
19 Gary Anderson, PO Box 372, Miles City 59301 Custer, Prairie	519 Mobile 951-0424	234-3081 H 234-4316 O

DISTRICT INVESTIGATORS (continued)

21	Tyler Bond, 106 N State HWY, Volborg 59351 Powder River, South 1/2 Carter, South Rosebud (Highway 212 south)	521 Mobile 672-4230	436-2122 H
25	Mike Hayes, Box 202001, Helena Ofc. 59604 Deer Lodge, Granite, Jefferson, Powell Silver Bow, South 1/2 Lewis & Clark (South of HWY 200)	525 Mobile 439-2890	868-0263 H

AREA MANAGERS

EAST	Travis Elings	545 Mobile 208-8012	530-1435 O
CENTRAL	Marty Clark, Box 202001, Helena Ofc., 59604	502 Mobile 439-2645	444-2015 O
WEST	Ernie McCaffree, 5045 HWY 2 W, Columbia Falls 59912	543 Mobile 439-1774	892-2626 O

COUNTY STOCK INSPECTORS

DC	Dale E. Chabot Daniels County	Box 1023 Scobey, Mt 59263	Daniels Car #44	783-5363
CO	Rocky Highfill Choteau County	622 Highfill Lane Shonkin, MT 59476	Choteau Car #19	733-6021

**2010 District Year End Totals
18 District Livestock Inspectors and Detectives and
3 Area Managers**

Traveled.....	444,907 miles
Cattle Inspected.....	99,435 head
Special Sale Cattle Inspected.....	3,947 head
Horses Inspected(lifetimes 1,435 + annuals 1,477 +others 594).....	3,506 head
Special Sale Horses Inspected.....	466 head
Livestock Vehicles Stopped & Checked.....	736
Warning Tickets Issued.....	267
Misdemeanor Cases Investigated/filed.....	79
Felony Cases Investigated.....(Known 8 + Unknown 12).....	24
Estrays Found.....	1,590
• District Inspectors supervise and regulated 646 Deputy State Stock Inspectors and Permit Writers.	

Local inspection program by State Livestock Inspectors stationed at 13 Local Auction Markets:

- Miles Driven (11 vehicles).....63,765
 - Cattle Inspected.....132,687 head
 - Horses Inspected (lifetime 1,449, annual 1,431, other 601).....3,481 head
 - Estrays Found:.....129 head
-

2010 Report of Cattle Sold in Montana
and Strays Found In Montana
Brands Enforcement Division

Cattle Inspected Through Markets
629,459

Cattle Inspected in Country
1,800,154

Strays Found Through Markets
1,768

Strays Found in Country
1,904

Total Cattle Inspected in 2010
2,429,613

Total Strays Found
3,672

*Dollar value at \$960.00 per head
\$3,525,120.00

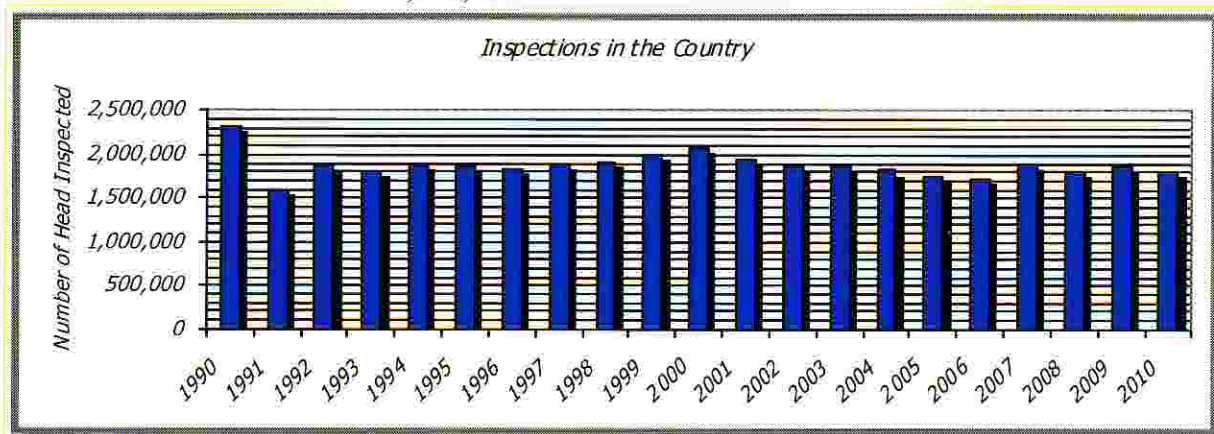
Total Horses Inspected18,563
Total Lifetimes4,939
Total Grazing Permits 178,392
Total Lifetime Rodeo Bull Permits23

***\$960.00 – Average dollar value per head of livestock in inventory for 2010.
Value Obtained from Department of Agriculture, Statistics Service.**

*Average dollar value per head of livestock increased \$30.00 from 2009.

1984-2010
**LOCAL CATTLE INSPECTIONS
 IN THE COUNTRY**

<u>YEAR</u>	<u>TOTAL HEAD COUNT INSEPECTED</u>	
1984	2,105,321	
1985	1,202,674	
1986	Incomplete	*September started Beef Council Collection on the computer
1987	1,570,529	
1988	1,856,477	
1989	1,526,900	*6 Year Total Excluding 1986 * 8,261,901 *6 Year Average Excluding 1986 * 1,652,380
1990	2,330,455	
1991	1,592,539	
1992	1,874,303	
1993	1,803,270	
1984	1,889,243	
1985	1,856,040	
1986	1,834,539	
1987	1,889,567	
1988	1,909,176	
1989	2,001,892	*10 Year Total * 18,981,024 *10 Year Average * 1,898,102
1990	2,083,894	
1991	1,952,400	
1992	1,867,183	
1993	1,857,524	
2004	1,821,553	*15 Year Total *28,563,578 *15 Year Average * 1,904,239
2005	1,754,834	
2006	1,720,180	
2007	1,898,941	
2008	1,820,521	
2009	1,863,768	*20 Year Total *37,621,822 *20 Year Average * 1,881,091
2010	1,800,154	



**Brands Enforcement Division
Report of Total Cattle Inspected for 2010**

COUNTY NUMBER	COUNTY NAME	CHANGE OF OWNERSHIP	NON-CHANGE OF OWNERSHIP	COUNTY TOTAL
1	Silver Bow	2,549	2,966	5,515
2	Cascade	30,501	15,148	45,649
3	Yellowstone	71,558	38,255	109,813
4	Missoula	1,999	1,328	3,327
5	Lewis & Clark	17,431	5,724	23,155
6	Gallatin	11,729	6,062	17,791
7	Flathead	3,323	2,734	6,057
8	Fergus	57,869	6,985	64,854
9	Powder River	31,658	33,757	65,415
10	Carbon	26,807	30,436	57,243
11	Phillips	40,307	9,766	50,073
12	Hill	12,448	1,589	14,037
13	Ravalli	13,722	2,516	16,238
14	Custer	49,731	57,492	107,223
15	Lake	21,232	9,556	30,788
16	Dawson	11,066	7,153	18,219
17	Roosevelt	12,303	11,183	23,486
18	Beaverhead	69,753	37,229	106,982
19	Chouteau	19,293	3,563	22,856
20	Valley	27,963	14,425	42,388
21	Toole	7,565	4,299	11,864
22	Big Horn	37,227	39,873	77,100
23	Musselshell	15,101	7,916	23,017
24	Blaine	36,543	23,426	59,969
25	Madison	29,994	12,232	42,226
26	Pondera	9,782	13,127	22,909
27	Richland	13,743	38,932	52,675
28	Powell	23,034	7,234	30,268
29	Rosebud	27,228	19,770	46,998
30	Deer Lodge	1,090	4,300	5,390
31	Teton	25,546	18,381	43,927
32	Stillwater	21,681	11,044	32,725
33	Treasure	11,866	10,144	22,010
34	Sheridan	7,066	9,123	16,189
35	Sanders	5,581	1,634	7,215

COUNTY NUMBERS	COUNTY NAME	CHANGE OF OWNERSHIP	NON-CHANGE OF OWNERSHIP	COUNTY TOTAL
36	Judith Basin	40,022	9,515	49,537
37	Daniels	6,823	1,804	8,627
38	Glacier	18,936	22,870	41,806
39	Fallon	15,622	24,806	40,428
40	Sweet Grass	14,827	6,369	21,196
41	McCone	12,598	5,373	17,971
42	Carter	22,256	42,172	64,428
43	Broadwater	8,132	2,054	10,186
44	Wheatland	14,957	8,240	23,197
45	Prairie	14,092	14,067	28,159
46	Granite	13,431	4,407	17,838
47	Meagher	21,702	5,253	26,955
48	Liberty	4,692	4,068	8,760
49	Park	19,204	6,375	25,579
50	Garfield	26,815	8,920	35,735
51	Jefferson	11,707	4,504	16,211
52	Wibaux	5,253	7,174	12,427
53	Golden Valley	6,509	4,009	10,518
54	Mineral	-	3	3
55	Petroleum	11,973	1,961	13,934
56	Lincoln	1,011	57	1,068
Grand Totals:		1,096,851	703,303	1,800,154

Brands Enforcement Division
Report of Total Cattle Inspected for 2010
Report in County Order by Head Counts

ORDER BY HEAD COUNTS	COUNTY	CHANGE OF OWNERSHIP	NON-CHANGE OF OWNERSHIP	COUNTY TOTAL
1	Yellowstone	71,558	38,255	109,813
2	Custer	49,731	57,492	107,223
3	Beaverhead	69,753	37,229	106,982
4	Big Horn	37,227	39,873	77,100
5	Powder River	31,658	33,757	65,415
6	Fergus	57,869	6,985	64,854
7	Carter	22,256	42,172	64,428
8	Blaine	36,543	23,426	59,969
9	Carbon	26,807	30,436	57,243
10	Richland	13,743	38,932	52,675
11	Phillips	40,307	9,766	50,073
12	Judith Basin	40,022	9,515	49,537
13	Rosebud	27,228	19,770	46,998
14	Cascade	30,501	15,148	45,649
15	Teton	25,546	18,381	43,927
16	Valley	27,963	14,425	42,388
17	Madison	29,994	12,232	42,226
18	Glacier	18,936	22,870	41,806
19	Fallon	15,622	24,806	40,428
20	Garfield	26,815	8,920	35,735
21	Stillwater	21,681	11,044	32,725
22	Lake	21,232	9,556	30,788
23	Powell	23,034	7,234	30,268
24	Prairie	14,092	14,067	28,159
25	Meagher	21,702	5,253	26,955
26	Park	19,204	6,375	25,579
27	Roosevelt	12,303	11,183	23,486
28	Wheatland	14,957	8,240	23,197
29	Lewis & Clark	17,431	5,724	23,155
30	Musselshell	15,101	7,916	23,017
31	Pondera	9,782	13,127	22,909
32	Chouteau	19,293	3,563	22,856
33	Treasure	11,866	10,144	22,010
34	Sweet Grass	14,827	6,369	21,196

ORDER BY HEAD COUNTS	COUNTY	CHANGE OF OWNERSHIP	NON-CHANGE OF OWNERSHIP	COUNTY TOTAL
35	Dawson	11,066	7,153	18,219
36	McCone	12,598	5,373	17,971
37	Granite	13,431	4,407	17,838
38	Gallatin	11,729	6,062	17,791
39	Ravalli	13,722	2,516	16,238
40	Jefferson	11,707	4,504	16,211
41	Sheridan	7,066	9,123	16,189
42	Hill	12,448	1,589	14,037
43	Petroleum	11,973	1,961	13,934
44	Wibaux	5,253	7,174	12,427
45	Toole	7,565	4,299	11,864
46	Golden Valley	6,509	4,009	10,518
47	Broadwater	8,132	2,054	10,186
48	Liberty	4,692	4,068	8,760
49	Daniels	6,823	1,804	8,627
50	Sanders	5,581	1,634	7,215
51	Flathead	3,323	2,734	6,057
52	Silver Bow	2,549	2,966	5,515
53	Deer Lodge	1,090	4,300	5,390
54	Missoula	1,999	1,328	3,327
55	Lincoln	1,011	57	1,068
56	Mineral	-	3	3

**Brands Enforcement Division
Cattle Inspection System
Change of Pasture for 2010**

Cattle Going Out of State			Cattle Going Out of Country		
<i>State</i>	<i>Head Count</i>		<i>Country</i>	<i>Province</i>	<i>Head Count</i>
AK	Alaska	1	Canada		391
AL	Alabama	41		Alberta	48
AR	Arkansas	171		British Columbia	1
AZ	Arizona	663		Saskatchewan	20
CA	California	3,645			
CO	Colorado	40,786	Mexico		15
DE	Delaware	545			
FL	Florida	260			
GA	Georgia	20			
IA	Iowa	96,434			
ID	Idaho	24,902			
IL	Illinois	3,716			
IN	Indiana	214			
KS	Kansas	18,435			
KY	Kentucky	185			
LA	Louisiana	35			
MA	Maine	1			
MD	Maryland	4			
MI	Michigan	549			
MN	Minnesota	37,430			
MO	Missouri	819			
MS	Mississippi	33			
NC	North Carolina	16			
ND	North Dakota	23,049			
NE	Nebraska	115,542			
NH	New Hampshire	10			
NJ	New Jersey	3			
NM	New Mexico	751			
NV	Nevada	901			
NY	New York	27			
OH	Ohio	69			
OK	Oklahoma	5,022			
OR	Oregon	3,307			
PA	Pennsylvania	18			
SC	South Carolina	29			
SD	South Dakota	71,249			
TN	Tennessee	113			
TX	Texas	4,274			
UT	Utah	2,333			
VA	Virginia	67			
VT	Vermont	67			
WA	Washington	3,509			
WI	Wisconsin	691			
WV	West Virginia	127			
WY	Wyoming	76,169			
Grand Totals:		536,707			
			Grand Total		475
			Total Cattle going out of Montana for Change of Pasture:		
			2009:		552,784
			2010:		537,182
			Decrease of:		15,602

Brands Enforcement Division
Cattle Inspection System

Cattle Leaving Montana for **Markets** During 2010

Cattle Going Out of State

	State	Head Count
CA	California	30
CO	Colorado	669
IA	Iowa	511
ID	Idaho	1,962
KS	Kansas	690
MN	Minnesota	1,167
ND	North Dakota	20,741
NE	Nebraska	2,475
NV	Nevada	58
OR	Oregon	6
SD	South Dakota	69,338
TX	Texas	100
UT	Utah	52
WA	Washington	438
WY	Wyoming	3,954

Cattle Going to Canada

Province	Head Count
None	

Out of Country Cattle 0

Grand Totals of all cattle leaving Montana for Markets during **2009:.....123,897**

Grand Totals of cattle leaving Montana for Markets during **2010:.....102,161**

Decrease of:.....21,736

US Total: 102,161

Brands Enforcement Division
Cattle Inspection System

Head Counts Shipped to **Slaughter** Plants for 2010

<i>Cattle Going Out of State</i>			<i>Cattle Going to Canada</i>	
	<u>State</u>	<u>Head Count</u>	<u>Province</u>	<u>Head Count</u>
AR	Arkansas	13	None	
AZ	Arizona	36		
CO	Colorado	30,430		
IA	Iowa	69		
ID	Idaho	2,602		
IL	Illinois	269		
KS	Kansas	40		
MN	Minnesota	1,630		
ND	North Dakota	228		
NE	Nebraska	6,417		
OR	Oregon	4		
SD	South Dakota	500		
TX	Texas	77		
UT	Utah	9,399		
WA	Washington	2,789		
WI	Wisconsin	2,652		
WY	Wyoming	343		
US Total:		57,498	Canada Total:	0

<p>Total of all cattle leaving Montana for slaughter plants in 2010:.....57,498</p> <p>Total of all cattle leaving Montana for slaughter plants in 2009:.....63,369</p> <p>Decrease of:.....5,871</p>
--

**2010 Grazing Permits
Brands Enforcement Division**

County	Head Count	
Beaverhead	15,685	*Grazing permits allow cattle to go to an adjoining county and return for grazing purposes.
Big Horn	1,011	
Blaine	5,318	
Broadwater	2,725	
Carbon	3,979	*The grazing permit is valid for 8 months from the date of issuance.
Carter	992	
Cascade	2,761	
Chouteau	2,168	
Custer	5,873	*Livestock MUST be branded with the owner's Montana recorded brand and separate permits must be made for each owner.
Daniels	969	
Dawson	1,672	
Deer Lodge	1,500	
Fallon	1,946	*Any livestock moved during the interim period must be inspected.
Fergus	6,671	
Flathead	195	
Gallatin	2,319	
Garfield	2,165	
Glacier	-	
Golden Valley	1,593	
Granite	951	
Hill	2,264	
Jefferson	5,284	
Judith Basin	7,939	
Lake	625	
Lewis & Clark	3,255	
Liberty	2,507	
Lincoln	-	
Madison	20,553	
McCone	1,672	
Meagher	927	
Mineral	-	
Missoula	702	
Musselshell	6,249	
Park	3,797	
Petroleum	2,206	
Phillips	1,371	
Pondera	1,109	
Powder River	2,234	
Powell	966	
Prairie	2,149	
Ravalli	2,245	
Richland	4,088	
Roosevelt	2,416	
Rosebud	2,132	
Sanders	2,217	
Sheridan	331	
Silver Bow	2,088	
Stillwater	1,275	
Sweet Grass	1,703	
Teton	5,715	
Toole	1,696	
Treasure	-	
Valley	5,452	
Wheatland	5,299	
Wibaux	205	
Yellowstone	15,228	
Totals:	178,392	

**Grazing Permit Comparison
Calendar Years 2009 – 2010**

Year	Grand Totals
2009	175,294
2010	178,392
Increase Of:	3,098

**Brands Enforcement Division
Report of Total Horses Inspected for 2010
(Horse Inspection System)**

<i>County Number</i>	<i>County Name</i>	<i>Lifetimes</i>	<i>BE-11 Head Counts</i>	<i>Inspection Totals</i>
1	Silver Bow	82	124	206
2	Cascade	248	895	1,143
3	Yellowstone	369	964	1,333
4	Missoula	210	594	804
5	Lewis & Clark	364	598	962
6	Gallatin	581	703	1,284
7	Flathead	355	542	897
8	Fergus	109	435	544
9	Powder River	69	357	426
10	Carbon	101	1,013	1,114
11	Phillips	11	301	312
12	Hill	41	339	380
13	Ravalli	343	600	943
14	Custer	105	337	442
15	Lake	174	691	865
16	Dawson	46	206	252
17	Roosevelt	25	195	220
18	Beaverhead	142	535	677
19	Chouteau	47	152	199
20	Valley	17	194	211
21	Toole	4	66	70
22	Big Horn	70	507	577
23	Musselshell	62	545	607
24	Blaine	25	371	396
25	Madison	144	458	602
26	Pondera	20	195	215
27	Richland	71	186	257
28	Powell	28	270	298
29	Rosebud	41	501	542
30	Deer Lodge	26	52	78
31	Teton	50	494	544
32	Stillwater	92	353	445
33	Treasure	5	65	70
34	Sheridan	14	72	86
35	Sanders	21	258	279
36	Judith Basin	28	107	135
37	Daniels	15	62	77
38	Glacier	26	733	759

County Number	County Name	Lifetimes	BE-11 Head Counts	Inspection Totals
39	Fallon	40	278	318
40	Sweet Grass	23	396	419
41	McCone	10	185	195
42	Carter	24	150	174
43	Broadwater	28	387	415
44	Wheatland	17	94	111
45	Prairie	25	45	70
46	Granite	21	130	151
47	Meagher	24	85	109
48	Liberty	0	49	49
49	Park	332	450	782
50	Garfield	20	179	199
51	Jefferson	82	349	431
52	Wibaux	7	120	127
53	Golden Valley	8	101	109
54	Mineral	18	74	92
55	Petroleum	10	85	95
56	Lincoln	69	336	405
Grand Totals:		4,939	18,563	23,502

Total Lifetime inspection certificates: **4,939**
Total Horse inspection certificates: **13,924**

**Horse Inspection Comparison
2008 – 2009**

	2009	2010	Increase	Decrease
BE-11	20,143	18,563		1,580
Lifetimes	5,378	4,939		439
Total Head Inspected:	25,521	23,502		2,019

**Brands Enforcement Division Report of Total Horses
Inspected for 2010 Report in County Order by Head Counts**

ORDER BY HEAD COUNTS	COUNTY NAME	LIFETIMES	BE-11 HEAD COUNTS	Inspection Totals
1	Yellowstone	369	964	1,333
2	Gallatin	581	703	1,284
3	Cascade	248	895	1,143
4	Carbon	101	1,013	1,114
5	Lewis & Clark	364	598	962
6	Ravalli	343	600	943
7	Flathead	355	542	897
8	Lake	174	691	865
9	Missoula	210	594	804
10	Park	332	450	782
11	Glacier	26	733	759
12	Beaverhead	142	535	677
13	Musselshell	62	545	607
14	Madison	144	458	602
15	Big Horn	70	507	577
16 & 17	Fergus	109	435	544
16 & 17	Teton	50	494	544
18	Rosebud	41	501	542
19	Stillwater	92	353	445
20	Custer	105	337	442
21	Jefferson	82	349	431
22	Powder River	69	357	426
23	Sweet Grass	23	396	419
24	Broadwater	28	387	415
25	Lincoln	69	336	405
26	Blaine	25	371	396
27	Hill	41	339	380
28	Fallon	40	278	318
29	Phillips	11	301	312
30	Powell	28	270	298
31	Sanders	21	258	279
32	Richland	71	186	257
33	Dawson	46	206	252
34	Roosevelt	25	195	220
35	Pondera	20	195	215
36	Valley	17	194	211
37	Silver Bow	82	124	206

ORDER BY HEAD COUNTS	County Name	LIFETIMES	BE-11 HEAD COUNTS	INSPECTION TOTALS
38 & 39	Chouteau	47	152	199
38 & 39	Garfield	20	179	199
40	McCone	10	185	195
41	Carter	24	150	174
42	Granite	21	130	151
43	Judith Basin	28	107	135
44	Wibaux	7	120	127
45	Wheatland	17	94	111
46 & 47	Meagher	24	85	109
46 & 47	Golden Valley	8	101	109
48	Petroleum	10	85	95
49	Mineral	18	74	92
50	Sheridan	14	72	86
51	Deer Lodge	26	52	78
52	Daniels	15	62	77
53, 54, & 55	Treasure	5	65	70
53, 54, & 55	Prairie	25	45	70
53, 54, & 55	Toole	4	66	70
56	Liberty	0	49	49
Total		4,939	18,563	23,502

Brands Enforcement Division

2010 Rodeo Permits

<i>County Name</i>	<i>Head Counts</i>
Big Horn	3
Cascade	356
Choteau	83
Custer	61
Dawson	113
Flathead	53
Glacier	63
Granite	22
Jefferson	30
Lake	44
Lewis & Clark	350
Powell	165
Roosevelt	21
Valley	102
Yellowstone	41
<i>Totals:</i>	<i>1,630</i>

Rodeo Permit Comparison
Calendar Years 2009 - 2010

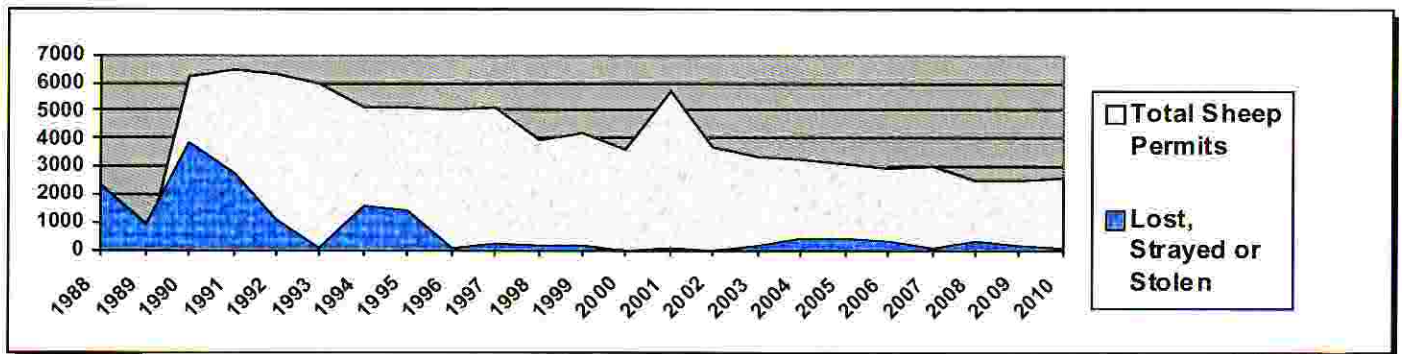
<u>Year</u>	<u>Grand Total</u>
2009	1,279
2010	1,630

Increase of: 351

2010 SHEEP STATISTICS DEPARTMENT OF LIVESTOCK

Year	Lost, Strayed, Stolen	Total Sheep Permits	Warning (Courteous) Tickets
2010	25	2,597	5
2009	155	2,519	3
2008	321	2,443	10
2007	39	2,966	5
2006	265	2,959	8
2005	374	3,096	14
2004	415	3,285	5
2003	104	3,300	5
2002	1	3,666	8
2001	17	5,719	8
2000	0	3,590	5
1999	146	4,229	8
1998	152	3,925	11
1997	215	5,159	7
1996	56	5,061	15
1995	1,360	5,141	12
1994	1,603	5,145	43
1993	477	5,957	46
1992	1,083	6,315	37
1991	2,784	6,478	56
1990	3,836	6,226	37
1989	932	0	0
1988	2,317	0	0

➤ 81-5-112 (MCA) went into effect in January 1990.



81-5-112. Permit system for transportation of sheep -- penalty.

(1) The department shall adopt rules imposing a permit system for the transportation of sheep within or out of the state if it finds that a permit system is necessary to prevent theft of sheep. The rules must establish fees commensurate with the department's cost of operating the permit system.

(2) A person who purposely or knowingly transports sheep in violation of rules adopted under subsection (1) is guilty of a misdemeanor and shall be punished by a fine not exceeding \$1,000 or imprisonment in the county jail for a term not exceeding 6 months, or both.

Sheep Permits Issued and Number of Sheep Moved

2008-2010

County	2008	2008	2009	2009	2010	2010
	Head Counts	Permits	Head Counts	Permits	Head Counts	Permits
Beaverhead	11,638	61	5,898	60	6,947	86
Big Horn	313	6	35	5	269	13
Blaine	9,993	65	7,502	47	5,502	42
Broadwater	1,126	9	1,377	10	1,777	9
Carbon	6,784	156	9,057	169	6,628	195
Carter	21,250	147	21,144	117	18,648	200
Cascade	4,260	69	3,794	52	1,581	54
Chouteau	757	16	617	16	536	19
Custer	3,504	71	2,352	100	1,958	93
Daniels	164	4	60	2	347	6
Dawson	3,549	32	1,354	26	810	25
Deer Lodge	605	13	602	11	273	11
Fallon	2,360	39	2,280	35	895	26
Fergus	2,746	100	4,691	107	5,089	88
Flathead	31	2	-	-	-	-
Gallatin	3,460	103	1,775	72	1,415	89
Garfield	16,905	83	16,466	95	14,226	116
Glacier	521	18	229	7	312	12
Golden Valley	14,922	84	11,693	85	13,246	71
Granite	54	19	945	31	996	33
Hill	33	4	794	6	485	4
Jefferson	1,286	76	1,103	62	1,750	73
Judith Basin	4,654	86	4,448	81	4,636	119
Lake	1,348	8	129	5	54	4
Lewis & Clark	1,375	13	1,158	26	118	10
Liberty	15	2	2	1	431	2
Lincoln	13	11	11	11	-	-
Madison	5,084	67	5,850	75	5,002	106
McCone	3,559	30	3,590	37	2,366	23
Mcagher	3,024	20	302	12	909	32
Mineral	0	0	56	8	11	1
Missoula	1,004	2	113	4	133	6
Musselshell	3,288	58	2,720	58	1,579	54
Park	3,201	43	1,115	52	1,342	53
Petroleum	1,727	10	1,743	9	1,777	9
Phillips	1,622	43	1,903	43	1,759	48
Pondera	6,108	57	7,153	68	6,178	55
Powder River	13,260	118	13,333	158	14,448	169
Powell	3,162	38	5,933	34	1,712	20
Prairie	2,127	26	2,407	30	2,084	35
Ravalli	2,007	47	1,242	39	1,112	33
Richland	2,980	18	1,538	13	3,391	14
Roosevelt	1,190	29	1,960	37	949	15
Rosebud	2,290	22	5,704	38	4,841	40
Sanders	-	-	-	-	-	-
Sheridan	635	16	218	12	120	8
Silver Bow	245	9	293	10	117	9
Stillwater	8,539	102	6,424	135	4,494	74
Sweet Grass	5,556	144	6,839	138	5,493	146
Teton	4,409	46	4,720	42	4,602	43
Toole	1,829	20	1,671	28	962	18
Treasure	812	6	57	5	45	4
Valley	426	14	605	12	346	14
Wheatland	11,365	113	11,644	127	13,907	123
Wibaux	225	7	186	9	233	8
Yellowstone	805	41	1,185	40	668	37
Totals:	203,414	2,443	190,020	2,512	169,509	2,597

Sheep Permits Issued and Number of Sheep Moved

2008-2009

County	2008 Head Counts	2008 Permits	2009 Head Counts	2009 Permits
Beaverhead	11,638	61	5,898	60
Big Horn	313	6	35	5
Blaine	9,993	65	7,502	47
Broadwater	1,126	9	1,377	10
Carbon	6,784	156	9,057	169
Carter	21,250	147	21,144	117
Cascade	4,260	69	3,794	52
Chouteau	757	16	617	16
Custer	3,504	71	2,352	100
Daniels	164	4	60	2
Dawson	3,549	32	1,354	26
Deer Lodge	605	13	602	11
Fallon	2,360	39	2,280	35
Fergus	2,746	100	4,691	107
Flathead	31	2	-	-
Gallatin	3,460	103	1,775	72
Garfield	16,905	83	16,466	95
Glacier	521	18	229	7
Golden Valley	14,922	84	11,693	85
Granite	54	19	945	31
Hill	33	4	794	6
Jefferson	1,286	76	1,103	62
Judith Basin	4,654	86	4,448	81
Lake	1,348	8	129	5
Lewis & Clark	1,375	13	1,158	26
Liberty	15	2	2	1
Lincoln	13	11	11	11
Madison	5,084	67	5,850	75
McCone	3,559	30	3,590	37
Meagher	3,024	20	302	12
Mineral	0	0	56	8
Missoula	1,004	2	113	4
Musselshell	3,288	58	2,720	58
Park	3,201	43	1,115	52
Petroleum	1,727	10	1,743	9
Phillips	1,622	43	1,903	43
Pondera	6,108	57	7,153	68
Powder River	13,260	118	13,333	158
Powell	3,162	38	5,933	34
Prairie	2,127	26	2,407	30
Ravalli	2,007	47	1,242	39
Richland	2,980	18	1,538	13
Roosevelt	1,190	29	1,960	37
Rosebud	2,290	22	5,704	38
Sanders	0	0	-	-
Sheridan	635	16	218	12
Silver Bow	245	9	293	10
Stillwater	8,539	102	6,424	135
Sweet Grass	5,556	144	6,839	138
Teton	4,409	46	4,720	42
Toole	1,829	20	1,671	28
Treasure	812	6	57	5
Valley	426	14	605	12
Wheatland	11,365	113	11,644	127
Wibaux	225	7	186	9
Yellowstone	805	41	1,185	40
Totals:	203,414	2,443	190,020	2,512

Sheep Permits Issued and Number of Sheep Moved
2005-2007

County	2005 Head Counts	2005 Permits	2006 Head Counts	2006 Permits	2007 Head Counts	2007 Permits
Beaverhead	9,927	83	8,085	76	10,414	92
Big Horn	302	11	928	33	3,909	59
Blaine	7,073	51	10,597	83	7,631	62
Broadwater	565	8	4,147	10	6	2
Carbon	7,977	219	8,560	196	9,739	178
Carter	26,007	193	24,439	165	23,274	163
Cascade	8,252	92	8,451	102	6,128	97
Choutcau	1,570	31	1,004	19	366	20
Custer	4,121	112	2,887	89	4,432	106
Daniels	484	11	318	12	399	9
Dawson	3,113	26	3,826	34	2,777	26
Deer Lodge	308	11	354	9	376	8
Fallon	647	20	965	24	747	19
Fergus	5,036	109	4,053	109	5004	115
Flathead	110	14	216	13	113	11
Gallatin	5,402	99	5,819	33	3,989	118
Garfield	13,690	114	8,364	76	15,333	92
Glacier	99	6	91	3	217	10
Golden Valley	11,236	82	14,539	92	10,955	98
Granite	902	39	371	33	800	44
Hill	42	10	79	5	27	2
Jefferson	718	66	1,328	82	1,280	61
Judith Basin	4,909	107	4,978	101	6,057	89
Lake	896	7	626	3	1,396	10
Lewis & Clark	2,073	31	1,400	17	262	17
Liberty	0	0	0	0	280	2
Lincoln	9	9	22	11	29	18
Madison	2,984	75	4,612	88	5,099	72
McCone	3,047	39	4,224	41	4,455	46
Meagher	3,259	36	1,664	32	2,721	29
Mineral	0	0	0	0	0	0
Missoula	3,124	14	521	15	261	11
Musselshell	3,191	50	3,019	60	4,126	61
Park	3,290	91	1,342	67	2,939	60
Petroleum	4,313	18	2,274	8	5,042	13
Phillips	2,367	58	2,083	41	4,646	72
Pondera	3,817	40	3,860	88	7,153	105
Powder River	14,560	165	18,047	238	14,682	137
Powell	4,427	54	2,932	60	5,615	58
Prairie	3,383	35	2,051	33	1,334	30
Ravalli	4,247	82	4,222	68	3,317	65
Richland	1,707	9	1,990	12	1,969	11
Roosevelt	2,394	25	2,709	37	1,870	41
Rosebud	1,579	42	1,755	38	4,352	42
Sanders	15	1	0	0	200	1
Sheridan	921	18	626	13	343	9
Silver Bow	233	12	213	11	252	12
Stillwater	7,559	184	5,123	170	7,408	165
Sweet Grass	7,705	187	6,906	156	6,325	152
Teton	4,596	45	668	29	7,584	39
Toole	1,829	16	1,033	9	1,415	22
Treasure	122	13	80	6	100	4
Valley	530	11	1,133	14	601	14
Wheatland	13,601	127	13,153	143	18,134	126
Wibaux	225	9	128	6	176	3
Yellowstone	1,927	79	887	46	1,637	38
Totals:	216,420	3,096	203,702	2,959	229,696	2,966

Sheep Permits Issued and Number of Sheep Moved
2002-2004

County	2002		2003		2004	
	Head Counts	Permits	Head Counts	Permits	Head Counts	Permits
Beaverhead	15,114	82	9,868	67	13,152	71
Big Horn	715	37	733	27	330	11
Blaine	14,379	29	6,039	33	6,240	59
Broadwater	1,892	16	2,550	12	1,870	11
Carbon	8,988	282	8,571	262	9,831	293
Carter	42,168	320	28,560	182	34,720	267
Cascade	10,880	94	10,639	90	11,009	95
Chouteau	603	30	839	16	532	15
Custer	6,662	167	5,691	136	5,140	118
Daniels	218	13	447	15	260	10
Dawson	4,148	39	5,273	41	4,373	42
Deer Lodge	628	23	513	10	398	6
Fallon	1,785	42	783	24	1,369	31
Fergus	4,590	127	4,577	112	7,179	119
Flathead	165	16	230	23	307	18
Gallatin	1,209	54	3,720	56	3,280	52
Garfield	29,198	137	24,119	116	13,678	89
Glacier	90	6	521	14	393	13
Golden Valley	14,147	111	11,728	99	10,030	108
Granite	1,870	42	958	38	526	55
Hill	24	7	74	7	289	6
Jefferson	391	59	663	90	913	83
Judith Basin	6,359	103	7,035	116	4,420	95
Lake	1,785	19	1,684	9	1,309	7
Lewis & Clark	1,802	23	340	16	2,007	41
Liberty	96	3	0	0	19	2
Lincoln	0	0	8	6	15	1
Madison	3,693	110	5,863	104	4,805	80
McCone	6,490	70	5,376	65	3,123	57
Meagher	3,915	36	3,852	37	3,364	31
Mineral	0	0	0	0	0	0
Missoula	691	15	1,393	24	1,052	7
Musselshell	4,695	76	5,792	75	3,668	80
Park	3,996	119	4,532	88	1,012	69
Petroleum	2,774	29	1,317	15	2,227	22
Phillips	2,308	50	2,930	70	1,943	46
Pondera	4,645	75	4,042	68	4,272	71
Powder River	20,966	211	14,665	181	21,098	236
Powell	2,512	65	5,395	48	6,043	30
Prairie	1,435	36	2,138	29	2,768	39
Ravalli	2,908	19	3,946	38	4,567	64
Richland	558	15	1,303	19	1,479	14
Roosevelt	1,562	25	2,140	37	1,930	30
Rosbud	3,299	53	937	64	973	34
Sanders	53	25	66	7	32	2
Sheridan	1,162	31	851	24	427	16
Silver Bow	508	18	1,015	17	383	10
Stillwater	5,338	164	7,282	175	6,983	137
Sweet Grass	8,575	191	7,927	179	8,706	178
Teton	7,340	64	6,461	55	3,883	60
Toole	1,151	21	941	15	324	13
Treasure	136	10	146	9	117	9
Valley	1,298	15	433	14	498	6
Wheatland	15,346	158	18,168	146	14,963	151
Wibaux	661	22	203	16	248	9
Yellowstone	3,010	62	1,417	64	2,263	66
Totals:	280,931	3,666	246,694	3,300	236,740	3,285

Sheep Permits Issued and Number of Sheep Moved 1999 through 2001

County	1999	1999	2000	2000	2001	2001
	Head Counts	Permits	Head Counts	Permits	Head Counts	Permits
Beaverhead	12,941	71	11,914	54	9,599	62
Big Horn	106	8	63	8	777	25
Blaine	4,522	23	3,308	21	5,482	35
Broadwater	2,727	31	254	21	2,601	34
Carbon	8,524	272	12,226	52	13,182	353
Carter	45,168	330	38,769	273	30,739	240
Cascade	11,116	79	9,715	81	8,977	98
Chouteau	998	32	768	25	1,919	28
Custer	6,030	154	5,835	142	5,009	146
Daniels	75	3	1,854	44	452	20
Dawson	3,325	49	3,708	46	5,339	63
Deer Lodge	251	7	757	21	579	23
Fallon	1,350	34	2,700	54	1,427	29
Fergus	7,364	205	6,491	41	6,495	179
Flathead	114	11	114	9	120	14
Gallatin	2,470	69	1,534	59	1,293	49
Garfield	39,466	171	47,410	181	27,061	145
Glacier	134	14	161	11	270	20
Golden Valley	10,484	118	14,151	114	9,338	98
Granite	476	22	281	22	321	34
Hill	133	12	315	10	66	9
Jefferson	1,255	98	1,345	106	1,250	96
Judith Basin	9,155	138	9,822	38	6,294	110
Lake	2,965	18	3,109	20	619	11
Lewis & Clark	2,829	38	3,109	77	4,577	59
Lincoln	451	1	0	0	14	2
Madison	7,137	142	5,700	137	4,905	146
McCone	11,997	100	10,494	83	5,769	69
Meagher	3,313	51	6,062	35	2,533	40
Mineral	0	0	20	1	0	0
Missoula	559	4	29	6	167	9
Musselshell	10,183	134	11,879	134	7,075	87
Park	2,470	77	4,102	115	5,000	121
Petroleum	4,757	51	1,844	20	4,280	22
Phillips	4,556	60	3,201	70	3,269	69
Pondera	7,218	86	7,798	104	4,979	69
Powder River	16,397	239	23,633	244	17,102	223
Powell	1,082	36	1,293	51	731	49
Prairie	2,530	44	2,272	29	1,715	30
Ravalli	6,302	47	3,805	18	4,171	20
Richland	3,027	24	975	10	1,284	11
Roosevelt	2,712	41	2,043	43	2,207	25
Rosebud	4,848	72	3,961	78	1,218	57
Sanders	3	2	52	3	69	6
Sheridan	1,528	41	1,415	40	1,448	32
Silver Bow	745	23	791	26	535	27
Stillwater	11,748	237	11,568	26	535	27
Sweet Grass	12,676	249	11,869	256	11,388	211
Teton	6,905	82	7,779	87	6,417	79
Toole	934	19	1,687	17	1,426	34
Valley	1,760	31	1700	24	985	16
Wheatland	19,556	238	17,244	197	16,025	164
Wibaux	331	19	404	21	836	29
Yellowstone	2,683	51	1585	47	815	64
Totals:	322,169	4,229	324,145	3,590	256,016	5719

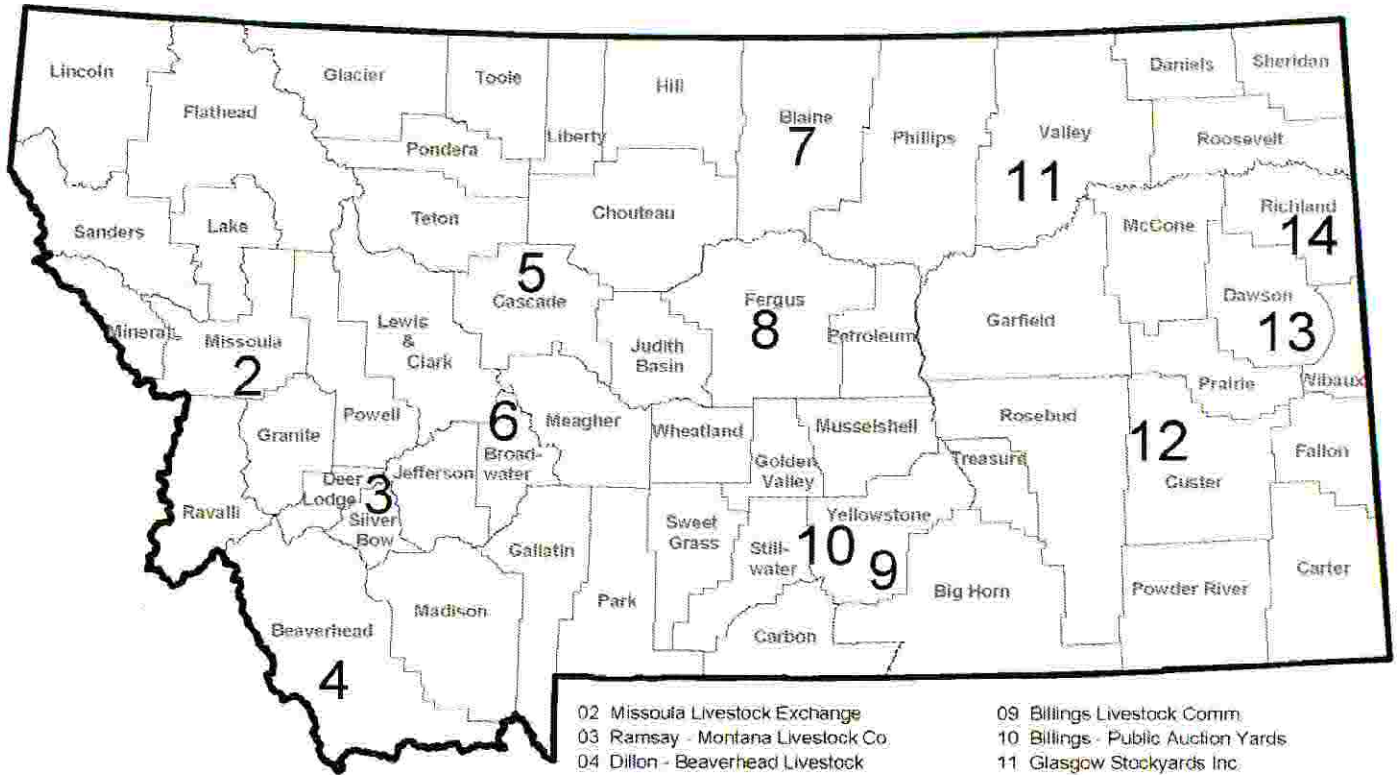
Sheep Permits Issued and Number of Sheep Moved 1996 thru 1998

County	1996		1997		1998	
	Permits	Head Counts	Permits	Head Counts	Permits	Head Counts
Beaverhead	76	15,270	83	18,921	66	7,108
Big Horn	10	587	12	180	9	544
Blaine	63	21,775	38	11,827	38	7,743
Broadwater	32	4,444	58	2,737	26	388
Carbon	378	10,400	362	8,774	265	6,151
Carter	566	73,728	598	63,496	373	56,211
Cascade	72	9,319	85	11,725	90	11,720
Chouteau	27	1,010	34	1,380	32	1,370
Custer	144	8,047	154	7,802	147	6,106
Daniels	20	1,786	22	1,762	3	431
Dawson	56	3,062	60	3,646	56	3,852
Deer Lodge	9	267	9	383	15	73
Fallon	50	2,466	44	1,544	30	1,740
Fergus	237	7,304	253	7,857	245	8,414
Flathead	5	426	10	562	4	538
Gallatin	65	5,113	59	3,268	48	2,663
Garfield	214	54,926	199	47,699	143	38,309
Glacier	13	245	24	895	19	242
Golden Valley	124	12,069	111	12,049	96	9,336
Granite	25	628	15	638	24	603
Hill	66	1,340	20	465	16	255
Jefferson	62	1,220	56	1,148	58	1,113
Judith Basin	124	8,248	111	12,049	96	9,336
Lake	29	3,727	25	2,941	22	2,234
Lewis & Clark	47	2,242	40	1,795	56	873
Liberty	10	113	8	58	30	218
Lincoln	0	0	0	0	0	0
Madison	154	6,179	173	9,272	116	4,814
McCone	123	14,109	93	14,189	114	13,776
Meagher	64	4,660	41	4,363	35	3,277
Mineral	4	124	6	59	3	96
Missoula	20	1,320	11	630	7	212
Musselshell	160	36,488	150	9,752	107	4,165
Park	122	3,268	102	1,829	115	3,169
Petroleum	47	5,822	49	6,784	29	2,959
Phillips	106	9,068	124	10,844	74	6,111
Pondera	55	7,392	83	21,899	93	8,357
Powder River	369	39,441	389	28,886	269	29,972
Powell	30	449	32	1,033	22	322
Prairie	51	2,858	40	1,835	61	4,805
Ravalli	59	6,309	33	5,559	17	3,007
Richland	8	1,876	19	3,219	9	148
Roosevelt	57	3,315	62	3,835	58	5,255
Rosebud	63	3,771	89	5,270	78	4,500
Sanders	2	30	1	11	1	7
Sheridan	49	19,339	62	2,392	41	1,236
Silver Bow	24	625	18	606	12	306
Stillwater	241	9,616	292	10,874	100	8,28
Sweet Grass	234	13,735	260	13,141	116	11,260
Teton	82	9,852	96	6,501	106	8,579
Toole	10	2,322	15	728	14	2,075
Treasure	27	854	21	154	17	215
Valley	19	1,051	38	2,343	27	1,400
Wheatland	212	118,339	228	17,979	194	18,329
Wibaux	39	1,016	39	1,191	19	356
Yellowstone	106	16,604	97	15,802	51	5,109
Totals	5,061	589,594	5,159	422,670	3,925	327,039

Sheep Permits Issued and Number of Sheep Moved 1993 thru 1995

County	1993		1994		1995	
	Permits	Head Counts	Permits	Head Counts	Permits	Head Counts
Beaverhead	89	15,687	67	12,815	77	10,784
Big Horn	37	5,161	40	799	23	303
Blaine	71	18,631	34	8,173	43	12,483
Broadwater	44	6,764	46	3,534	47	5,163
Carbon	521	14,534	81	15,342	382	10,651
Carter	513	84,345	515	71,697	634	76,352
Cascade	39	11,607	61	13,172	54	9,615
Chouteau	44	1,275	32	1,032	37	1,101
Custer	147	13,698	144	8,457	151	8,655
Daniels	27	2,248	28	2,070	20	1,827
Dawson	6	407	85	3,521	79	5,863
Deer Lodge	7	375	7	263	16	502
Fallon	35	3,202	44	3,444	48	2,602
Fergus	241	12,839	242	9,786	236	8,293
Flathead	21	433	8	237	11	158
Gallatin	93	2,503	83	4,457	111	3,425
Garfield	252	74,506	267	64,898	232	52,590
Glacier	14	1,643	20	345	12	1,550
Golden Valley	100	10,922	110	12,140	106	9,620
Granite	18	1,478	12	566	3	5
Hill	13	333	11	229	26	284
Jefferson	67	2,218	55	2,472	55	675
Judith Basin	127	8,193	125	8,554	96	7,646
Lake	66	7,487	44	4,694	38	4,897
Lewis & Clark	26	586	61	3,459	105	6,467
Liberty	89	891	25	423	11	161
Lincoln	0	0	1	19	0	0
Madison	282	16,735	117	10,173	173	12,704
McCone	126	25,799	92	15,707	104	21,560
Meagher	44	4,971	48	6,561	45	4,457
Mineral	6	148	5	105	6	162
Missoula	14	1,023	17	1,563	13	132
Musselshell	206	21,017	191	13,627	172	11,484
Park	140	4,726	186	8,289	115	3,760
Petroleum	68	4,939	57	4,078	57	5,430
Phillips	172	19,007	90	13,786	107	9,734
Pondera	52	5,184	46	5,331	38	7,694
Powder River	285	35,432	339	31,836	365	38,382
Powell	41	1,829	61	1,565	20	721
Prairie	67	5,949	53	4,621	67	3,978
Ravalli	66	7,962	75	12,093	23	4,182
Richland	10	681	8	693	11	1,832
Roosevelt	64	3,342	97	2,443	66	3,117
Rosebud	109	9,778	75	6,257	78	5,110
Sanders	10	82	7	53	6	67
Sheridan	99	4,301	76	2,876	63	1,741
Silver Bow	15	352	22	530	4	371
Stillwater	355	20,478	293	13,495	242	11,131
Sweet Grass	365	23,441	370	19,760	306	18,704
Teton	130	14,531	102	15,138	104	11,334
Toole	17	3,669	7	675	6	828
Treasure	60	1,803	45	422	17	110
Valley	32	1,625	34	3,061	29	2,560
Wheatland	242	26,156	183	23,468	194	16,526
Wibaux	51	2,120	46	1,406	52	2,033
Yellowstone	122	20,442	154	31,310	95	17,511
Totals	5,957	594,452	5,145	507,520	5,141	459,027

LIVESTOCK AUCTIONS



- | | |
|---------------------------------------|---|
| 02 Missoula Livestock Exchange | 09 Billings Livestock Comm. |
| 03 Ramsay - Montana Livestock Co. | 10 Billings - Public Auction Yards |
| 04 Dillon - Beaverhead Livestock | 11 Glasgow Stockyards Inc. |
| 05 Great Falls - Western Livestock | 12 Miles City Livestock Comm. |
| 06 Three Forks - Headwaters Livestock | 13 Glendive Livestock Exchange |
| 07 Chinook - Bear Paw Livestock Comm. | 14 Sidney - Yellowstone Livestock Company |
| 08 Lewislown Livestock Auction | |

LIVESTOCK AUCTION OWNERS

BILLINGS BLS (THURSDAY)	VERMILION RANCH CO. DBA BILLINGS LIVESTOCK COMMISSION CO. BOX 31533 59101 PHONE: 245-4151	PAT GOGGINS, OWNER	BOX 1413 N FRONTAGE ROAD PHONE : 657-2361
BILLINGS PAYS (WEDNESDAY & FRIDAY)	PUBLIC AUCTION YARDS BOX 178 59103 PHONE: 245-6447	PAT GOGGINS, OWNER	BOX 1413 18 TH & MINNESOTA PHONE: 657-2110
CHINOOK (FRIDAY)	BEAR PAW LIVESTOCK COMMISSION CO. BOX 488 59523 PHONE: 357-2286	DEXTER & KARLA BUCK, OWNERS	JUSTIN SIMESON BOX 1554 PHONE: 357-3830
DILLON (THURSDAY)	BEAVERHEAD LIVESTOCK AUCTION 7225 HIGHWAY 91 SOUTH 59725 PHONE: 683-2002	JOHN ERB, OWNER EMMETT HOGAN, MANAGER	DAN BUGNI BOX 245 7225 HWY 91 S PHONE: 683-6366
GLASGOW (THURSDAY)	GLASGOW STOCKYARDS, INC BOX 129 59230 PHONE: 228-9306	LINDA NIELSEN, PRES. MARK NIELSEN, SEC	MARTY OLSEN BOX 461 PHONE: 228-4922
GLENDIVE (FRIDAY)	GLENDIVE LIVESTOCK EXCHANGE, LTD. BOX 100 59230 PHONE: 377-COWS & 1-888-405-BEEF	[GERALD HOFFER & VAUGHN HOFFER] CO- OWENRS	LARRY EVANS BOX 1227 PHONE: 365-2191
GREAT FALLS (WEDNESDAY)	WESTERN LIVESTOCK, LLC 406 VAUGHN RD 59401 PHONE: 727-5400	PAT GOGGINS, OWNER LYNN PERRY, MANAGER	JESSICA SIVUMAKI BOX 1042 ROUTE 1 WEST PHONE: 453-6051
LEWISTOWN (TUESDAY)	CENTRAL MONTANA LIVESTOCK AUCTION DBA LEWISTOWN LIVESTOCK AUCTION BOX 1190 59457 PHONE: 538-3471 OR 538-5660	[LYLE & JAN ALLEN & LYLE ALLEN] CO-OWNERS BOX 827	MARK SIMENSON BOX 3622 FAIRGROUNDS ROAD PHONE: 538-3261
MILES CITY (TUESDAY)	MILES CITY LIVESTOCK COMMISSION, LLP BOX 280 59301 PHONE: 234-1790	[ROB FRASER & BART MEGED] CO-OWNERS	TODD LAROWE BOX 372 W. OF MILES CITY PHONE: 232-4316
MISSOULA (THURSDAY)	MISSOULA LIVESTOCK EXCHANGE, LLC 8440 WEST US HWY 10 59808 PHONE: 728-3052	JOW SEYMOUR, ETAL; OWNERS	TRAVIS SIMENSON BOX 16105 PHONE: 243-5689
RAMSAY (TUESDAY)	HIGH COUNTRY MARKETING, LLC DBA MONTANA LIVESTOCK AUCTION BOX 125 59748 PHONE: 782-1884	[EDWARD "TED" ODLE & BLAKE NUFFER] CO- OWNERS GARTH ELSER, MANAGER	STERRIN HACKNEY BOX 88 100 CATTLE DR PHONE: 782-4312
SIDNEY (WEDNESDAY)	YELLOWSTONE LIVESTOCK COMPANY BOX 1049 59270 PHONE: 482-3513	ROD PREWITT, ETAL RYAN OBERGFELL, MANAGER	SCOTT ANDERSON BOX 368 E. OF SIDNEY PHONE: 482-1601
THREE FORKS (MONDAY)	HEADWATERS LIVESTOCK AUCTION, LLC BOX 590 59752-0590 PHONE: 285-0502 FAX: 285-0504	[MIKE GERMANN, GARY FRANCE, ARLENE HAUGLAND & JACK JORGENSEN] CO-OWNERS	NYE HOWEY BOX 930 PHONE: 285-6896

MARKETS

MARKET INSPECTORS

<u>MARKET</u>	<u>INSPECTORS</u>	<u>CAR</u>	<u>HOME</u>	<u>OFFICE</u>
BILLINGS	John Ley Supervisor Box 1413 Billings, Mt 59103	533 522 523	967-6470	
	Zona Reinhardt Assistant Supervisor Box 1413 Billings, Mt 59103		245-5281	
(Thursday)	BLS			657-2361
(Wednesday & Friday)	PAYS			657-2110
CHINOOK (Friday)	Justin Simenson Box 1554 Chinook, Mt. 59523	516		357-3830
DILLON (Thursday)	Dan Bugni Box 245 Dillon, Mt. 59725	509	491-1932	683-6366
GLASGOW (Thursday)	Marty Olsen P.O. Box 461 Glasgow, Mt. 59230			228-4922

MARKET INSPECTORS (continued)

<u>MARKET</u>	<u>INSPECTORS</u>	<u>CAR</u>	<u>HOME</u>	<u>OFFICE</u>
GLENDIVE (Friday)	Larry Evans Box 1227 Glendive, Mt. 59330		687-3688	365-2191
GREAT FALLS (Wednesday)	Jessica Sivumaki Box 503 Vaughn, Mt. 59487			453-6051
LEWISTOWN (Tuesday)	Mark Simenson Box 3622 Lewistown, Mt. 59457			538-3261
MILES CITY (Tuesday)	Todd LaRowe Box 372 Miles City, Mt. 59301		234-5008	234-4316
MISSOULA (Thursday)	Travis Simenson Box 16105 Missoula, Mt. 59808			243-5689
RAMSAY (Tuesday)	Sterrin Hackney Box 88 Ramsay, Mt. 59748			782-4312
SIDNEY (Wednesday)	Scott Anderson Box 368 Sidney, Mt. 59270		488-1046	482-1601
THREE FORKS (Monday)	Nye Howey Box 930 Three Forks, Mt. 59752		582-0244	285-6896

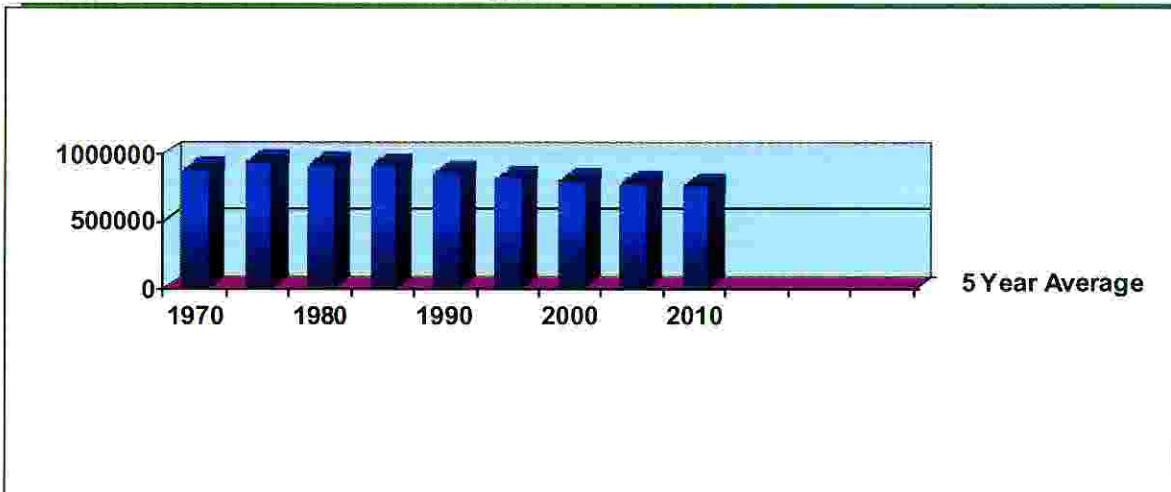
Markets and Personnel

Billings	Glendive (Friday)	Missoula (Thursday)
BLS (Thursday)	518 BLANKENSHIP, BILL	510 JONES, BOONE
PAYS (Wed. & Fri.)	570 Evans, Larry	562 Simenson, Travis
506 NOYES, MATT	Blankenship, Kitty (PT)	Hood, Jody (PT)
542 Reinhardt, Zona		
536 Newman, Cindy		
574 Reinhardt, Tom		
535 Ramsay, Kevin		
547 Hando, Shawn		
565 Jensen Jr., Alfred		
Chinook (Friday)	Great Falls (Wednesday)	Ramsay (Tuesday)
516 SIMENSON, JUSTIN	514 JOHNSON, PAUL	525 HAYES, MIKE
Baird, Jen (PT)	553 Sivumaki, Jessica	561 Hackney, Sterrin
	549 Matteson, Robert	532 Smith Shawn
	Leveque, Lilly (PT)	Launderville, Joe (PT)
Lewistown (Tuesday)	Sidney (Wednesday)	
513 THOMAS, TYLER	518 BLANKENSHIP, BILL	
538 Simenson, Mark	564 Anderson, Warren Scott	
Matovich, Mark (PT)	550 Larson, Knute	
Dvorak, Cathy (PT)		
Dillon (Thursday)	Miles City (Tuesday)	Three Forks (Monday)
509 BUGNI, DAN	519 ANDERSON, GARY	512 WALL, TED
555 Ripley, Kathy (PT)	582 LaRowe, Todd	530 Howey, Nye
	588 Murphy, Pat	563 Weickum, West
	566 Jones, Pansey	
	Jones, John	
Glasgow (Thursday)	Area Managers	District Investigators
207 SHIPP, WAYNE	545 ELINGS, TRAVIS- EAST	504 OLSEN, PETE
537 Olsen, Marty	502 CLARK, MARTY- CENTRAL	505 ELINGS, LARRY
Walden, Bob (PT)	543 MCCAFFREE, ERNIE- WEST	508 ANDERSON, PAT
Bocksnick, Jenn (PT)		511 FEIST, MARK
		515 HARMON, TOM
		517 SELLE, DON
		521 BOND, TYLER

1966 - 2010

42 Year Total & Average Cattle Sold Through Montana Livestock Auctions

<u>Year</u>	<u>Head Count Sold</u>	<u>Year</u>	<u>Head Count Sold</u>
1966	889,262	1971	927,014
1967	887,463	1972	922,121
1968	935,955	1973	969,195
1969	854,101	1974	1,024,934
<u>1970</u>	<u>833,759</u>	<u>1975</u>	<u>1,141,129</u>
	**5 yr total 4,400,540 5 yr average 880,108		**10 yr total 9,384,933 10 yr average 938,493
1976	977,253	1981	817,879
1977	1,065,914	1983	887,208
1978	778,202	1983	871,557
1979	744,530	1984	989,930
<u>1980</u>	<u>837,873</u>	<u>1985</u>	<u>879,787</u>
	**15 yr total 13,788,705 15 yr average 919,247		**20 yr total 18,235,066 20 yr average 911,753
1986	626,647	1991	600,914
1987	583,950	1992	649,169
1988	680,996	1993	603,463
1989	660,918	1994	653,744
<u>1990</u>	<u>625,489</u>	<u>1995</u>	<u>665,979</u>
	**25 yr total 21,413,066 25 yr average 856,522		**30 yr total 24,586,335 30 yr average 819,544
1996	726,214	2001	710,113
1997	666,659	2002	649,880
1998	644,369	2003	670,668
1999	681,920	2004	597,513
<u>2000</u>	<u>685,946</u>	<u>2005</u>	<u>537,094</u>
	**35 yr total 27,991,443 35 yr average 799,756		**40 year total 31,153,711 40 yr average 778,842
<u>2006</u>	<u>549,381</u>	<u>2010</u>	<u>629,459</u>
2007	624,075		**45 yr total 34,247,932 45 yr average 761,065
2008	622,890		
2009	668,416		



State of Montana
Brands Enforcement Division
Department of Livestock
Helena, Montana

Calendar Years 2009 – 2010 and Comparison

Markets	2009	2010	Increase	Decrease
Billings BLS	81,366	86,171	4,805	
Billings PAYS	119,991	107,191	5,488	12,800
Chinook	15,466	15,231		235
Dillon	16,398	17,079	681	
Glasgow	50,630	43,523		7,107
Glendive	30,040	29,323		717
Glendive ND	240	175		65
Great Falls WLA	60,026	57,581		2,445
Lewistown	49,906	43,105		6,801
Ramsay	49,957	47,691		2,266
Miles City	115,371	101,443		13,928
Missoula	23,186	23,657	471	
Sidney	19,890	17,524		2,336
Sidney ND	3,270	3,230		40
Three Forks	32,709	36,535	3,826	
Totals:	668,416	629,459	9,783	48,740

Decrease in cattle sales from 2009 **38,957**

Horses Inspected At Markets	<u>2009</u>	<u>2010</u>
	12,198	10,828

Decrease in horse sales from 2009 **1,370**

Brands Enforcement Division
Report on Proceeds Held Pending Proof of Ownership
 How Proceeds were Disbursed for 2010

Totals for All Markets

Cattle Inspected 629,459

Horses Inspected 10,828

Decrease from 2009: **38,957**

Decrease from 2008: **1,370**

Proceeds Held Pending Proof of Ownership		
Cattle	Horse	Sheep
9,236	800	0

Proceeds Released to Shipper		
Cattle	Horse	Sheep
6,624	589	0

Proceeds Released to Owner		
Cattle	Horse	Sheep
1,768	46	0

Proceeds Sent to Helena		
Cattle	Horse	Sheep
164	62	0

Brands Enforcement Division
Report on Proceeds Held Pending Proof of Ownership
 How Proceeds were Disbursed for 2010

Totals for BLS

Proceeds Held Pending Proof of Ownership

Cattle	Horse	Sheep
1,358	649	0

Proceeds Released to Shipper

Cattle	Horse	Sheep
896	482	0

Proceeds Released to Owner

Cattle	Horse	Sheep
254	41	0

Proceeds Sent to Helena

Cattle	Horse	Sheep
13	44	0

Brands Enforcement Division
Report on Proceeds Held Pending Proof of Ownership
 How Proceeds were Disbursed for 2010

Totals for Chinook

Proceeds Held Pending Proof of Ownership		
Cattle	Horse	Sheep

458	20	0
-----	----	---

Proceeds Released to Shipper		
Cattle	Horse	Sheep

220	14	0
-----	----	---

Proceeds Released to Owner		
Cattle	Horse	Sheep

164	1	0
-----	---	---

Proceeds Sent to Helena		
Cattle	Horse	Sheep

19	0	0
----	---	---

Brands Enforcement Division
Report on Proceeds Held Pending Proof of Ownership
 How Proceeds were Disbursed for 2010

Totals for Dillon

**Proceeds Held Pending Proof of
Ownership**

Cattle	Horse	Sheep
--------	-------	-------

102	0	0
-----	---	---

Proceeds Released to Owner

Cattle	Horse	Sheep
--------	-------	-------

8	0	0
---	---	---

Proceeds Released to Shipper

Cattle	Horse	Sheep
--------	-------	-------

86	0	0
----	---	---

Proceeds Sent to Helena

Cattle	Horse	Sheep
--------	-------	-------

4	0	0
---	---	---

Brands Enforcement Division
Report on Proceeds Held Pending Proof of Ownership
 How Proceeds were Disbursed for 2010

Totals for Glasgow

Proceeds Held Pending Proof of Ownership			Proceeds Released to Shipper		
Cattle	Horse	Sheep	Cattle	Horse	Sheep
479	6	0	268	4	0
Proceeds Released to Owner			Proceeds Sent to Helena		
Cattle	Horse	Sheep	Cattle	Horse	Sheep
144	0	0	2	1	0

Brands Enforcement Division
Report on Proceeds Held Pending Proof of Ownership
 How Proceeds were Disbursed for 2010

Totals for Glendive

Proceeds Held Pending Proof of Ownership		
Cattle	Horse	Sheep

156	2	0
-----	---	---

Proceeds Released to Shipper		
Cattle	Horse	Sheep

127	2	0
-----	---	---

Proceeds Released to Owner		
Cattle	Horse	Sheep

15	0	0
----	---	---

Proceeds Sent to Helena		
Cattle	Horse	Sheep

1	0	0
---	---	---

Brands Enforcement Division
Report on Proceeds Held Pending Proof of Ownership
 How Proceeds were Disbursed for 2010

Totals for Great Falls

Proceeds Held Pending Proof of Ownership		
Cattle	Horse	Sheep

1,467	30	0
-------	----	---

Proceeds Released to Owner		
Cattle	Horse	Sheep

389	0	0
-----	---	---

Proceeds Released to Shipper		
Cattle	Horse	Sheep

944	17	0
-----	----	---

Proceeds Sent to Helena		
Cattle	Horse	Sheep

61	6	0
----	---	---

Brands Enforcement Division
Report on Proceeds Held Pending Proof of Ownership
 How Proceeds were Disbursed for 2010

Totals for Lewistown

**Proceeds Held Pending Proof of
Ownership**

Cattle	Horse	Sheep
634	13	0

Proceeds Released to Shipper

Cattle	Horse	Sheep
356	12	0

Proceeds Released to Owner

Cattle	Horse	Sheep
224	1	0

Proceeds Sent to Helena

Cattle	Horse	Sheep
33	0	0

Brands Enforcement Division
Report on Proceeds Held Pending Proof of Ownership
 How Proceeds were Disbursed for 2010

Totals for Miles City

Proceeds Held Pending Proof of Ownership		
Cattle	Horse	Sheep

815	4	0
-----	---	---

Proceeds Released to Shipper		
Cattle	Horse	Sheep

421	3	0
-----	---	---

Proceeds Released to Owner		
Cattle	Horse	Sheep

266	0	0
-----	---	---

Proceeds Sent to Helena		
Cattle	Horse	Sheep

2	1	0
---	---	---

Brands Enforcement Division
Report on Proceeds Held Pending Proof of Ownership
 How Proceeds were Disbursed for 2010

Totals for Missoula

**Proceeds Held Pending Proof of
Ownership**

Cattle	Horse	Sheep
0	38	0

Proceeds Released to Shipper

Cattle	Horse	Sheep
0	28	0

Proceeds Released to Owner

Cattle	Horse	Sheep
0	1	0

Proceeds Sent to Helena

Cattle	Horse	Sheep
0	3	0

Brands Enforcement Division
Report on Proceeds Held Pending Proof of Ownership
 How Proceeds were Disbursed for 2010

Totals for PAYS

Proceeds Held Pending Proof of Ownership		
Cattle	Horse	Sheep

2,934	0	0
-------	---	---

Proceeds Released to Shipper		
Cattle	Horse	Sheep

2,820	0	0
-------	---	---

Proceeds Released to Owner		
Cattle	Horse	Sheep

92	0	0
----	---	---

Proceeds Sent to Helena		
Cattle	Horse	Sheep

9	0	0
---	---	---

Brands Enforcement Division
Report on Proceeds Held Pending Proof of Ownership
 How Proceeds were Disbursed for 2010

Totals for Ramsay

Proceeds Held Pending Proof of Ownership			Proceeds Released to Shipper		
Cattle	Horse	Sheep	Cattle	Horse	Sheep
164	1	0	81	0	0
Proceeds Released to Owner			Proceeds Sent to Helena		
Cattle	Horse	Sheep	Cattle	Horse	Sheep
589	0	0	4	0	0

Brands Enforcement Division
Report on Proceeds Held Pending Proof of Ownership
 How Proceeds were Disbursed for 2010

Totals for Sidney

Proceeds Held Pending Proof of Ownership		
Cattle	Horse	Sheep
151	5	0

Proceeds Released to Shipper		
Cattle	Horse	Sheep
111	4	0

Proceeds Released to Owner		
Cattle	Horse	Sheep
7	0	0

Proceeds Sent to Helena		
Cattle	Horse	Sheep
1	0	0

Brands Enforcement Division
Report on Proceeds Held Pending Proof of Ownership
 How Proceeds were Disbursed for 2010

Totals for Three Forks

**Proceeds Held Pending Proof of
Ownership**

Cattle	Horse	Sheep
518	32	0

Proceeds Released to Shipper

Cattle	Horse	Sheep
294	23	0

Proceeds Released to Owner

Cattle	Horse	Sheep
147	2	0

Proceeds Sent to Helena

Cattle	Horse	Sheep
15	7	0