



Dec 2011

**Inside this issue:**

<b>State Veterinarian Update</b>	<b>1</b>
<b>Trich Rules</b>	<b>1</b>
<b>Biologics Regulations</b>	<b>2</b>
<b>Laboratory Column</b>	<b>3</b>
Johne's (part 2)	
<b>TB Surveillance</b>	<b>4</b>
USDA Corner	
<b>Import/Export Tips</b>	<b>5</b>
<b>Staff Corner—</b>	<b>6</b>
Bonnie Luksha	
<b>Year-End Reminders</b>	<b>6</b>

**CALENDAR OF EVENTS:**

**Board of Livestock Meeting**

January 17-18

**MT Veterinary Medical Association Winter Meeting**

January 27 & 28  
Bozeman, Montana

**State Holidays—Offices Closed**

Jan 16 and Feb 20, 2011

**Western States Animal Health Association meeting**

March 20-22, Boise, Idaho

# StockQuotes Animal Health Newsletter

Quarterly Newsletter from the Animal Health Division of the Montana Department of Livestock

Volume 4, Issue 4

## State Veterinarian Update

It's a cliché to lament the passing of another year, but I'm nevertheless struck by the fact that it's almost 2012! Hope it's been a good year and wishing you successes for the future. I thought it appropriate to take a few lines of this newsletter to summarize significant events from the year.

We started off 2011 with the implementation of the new animal health computer system that replaced an antiquated DOS program that limited our data management. What this means to you is that the system now integrates electronic data from Global Vetlink and our web permitting system that is expected to be online January 3. It also provides access to the animal health system for sale markets, in brands offices to verify compliance, or look up animal and contact information.

We implemented rule changes affecting the Designated Surveillance Area for brucellosis which included new ID requirements as well as a boundary adjustment. The state's intensive surveillance program detected two additional brucellosis affected herds. The first herd was detected in September and is located within the DSA in Park County. The second herd was found in Madison County in October. Interestingly, this latter herd was located partially outside of the DSA until the boundary was adjusted earlier in the year due to new information from elk surveillance.

These occasional transmissions continue to be a source of frustration for livestock producers as well as MDOL. Fortunately, ever since the 2007 case caught us by surprise, we have been successful in finding subsequent cases within the surveillance area. Our ability to market Montana livestock depends on our continued success and I appreciate all your efforts in this regard.

The trichomoniasis program also underwent changes with a focus on pockets of greatest risk and a commensurate de-

*(Continued on page 5)*

## Trich Program Changes

The changes to the Montana Trichomoniasis Program took effect December 9.

With five years of testing data available, there is compelling evidence that exposure to trichomoniasis is primarily occurring in two regions in Montana. Additionally, MDOL receives regular feedback that the volume of trich testing is unnecessary based upon the low incidence of the disease; less than 0.6% of bulls tested are positive for trichomoniasis. Specifically for 2011, the incidence to date is 0.43% with nearly 9000 total tests for bulls across the state of Montana. Test data is available on our web site at <http://goo.gl/5KWPM>.

These recent changes to the program are due to the feedback that MDOL received and include:

- The creation of a four county epizootic area where disease surveillance will be focused.
- Mandatory use of the Montana trich tag or other approved form of official individual identification.
- Testing exemptions for herds grazing in common with a herd health plan approved by MDOL.

Proposed restrictions on sale of open cows did not make it into the final rule based on the public comment we received.

It may be helpful to categorize the new regulations by source of the animals. Bulls that originate from the four-county epizootic areas which include Big Horn, Glacier, Pondera and Yellowstone Counties; and (non-epizootic) other bulls.

Epizootic area bull testing requirements include:

- All non-virgin bulls sold, loaned, leased, or otherwise acquired from one of the four counties.
- All non-virgin bulls inspected out of one of the four counties, including change of pasture movements. Please note, these bulls will be allowed to return to the ranch of origin for testing.

*(Continued on page 5)*

# Online Permitting **Biologics**

All equines must obtain an import permit to legally enter the state of Montana. This applies to imports from out of state as well as Montana resident horses that re-enter the state from shows or other functions. Currently, re-entry permits are approximately 10% of all equine permits issued by our office.

Maintaining our emphasis on digital record keeping, MDOL is offering a new service that allows veterinarians to obtain permits in an easy-to-use online format. The picture below shows the front page of the system.

The welcome page, accessible at [www.animalhealthimport.mt.gov](http://www.animalhealthimport.mt.gov), offers veterinarians the option to use the system as Public or Registered users.

As a Registered User of mt.gov, veterinarians will be billed monthly for all permits issued through the Animal Import Service instead of having to enter your credit card or bank account information each time they issue a permit. Registered users are able to have all permit fees billed to their account simply by entering a username and password. There is a \$2.00 flat fee that is paid to the software developer, Montana Interactive (MI).

In the future, additional functionality is likely to include small ruminants, dogs and cats, as well as some biological products such as equine semen. By MI staff and mz.

MDOL is responsible for oversight of distribution of biologics in Montana. Per Administrative Rule of Montana 32.3.2301, a permit is required for all imported biologics which include serums, vaccines, antigens, and antitoxins. For most products, MDOL will grant a long-term permit that expires only if the license is transferred or if the license for the product is cancelled.

Biologics may have restrictions placed on distribution. Examples of restrictions include:

- Distribution to licensed veterinarians (i.e. Rabies);
- Distribution only with prior written permission from MDOL (i.e. Anthrax);
- Distribution only to veterinarian for administration to a designated premises with history of the disease (i.e. Modified Live ILT for poultry, autogenous vaccine for salmonella, etc.);

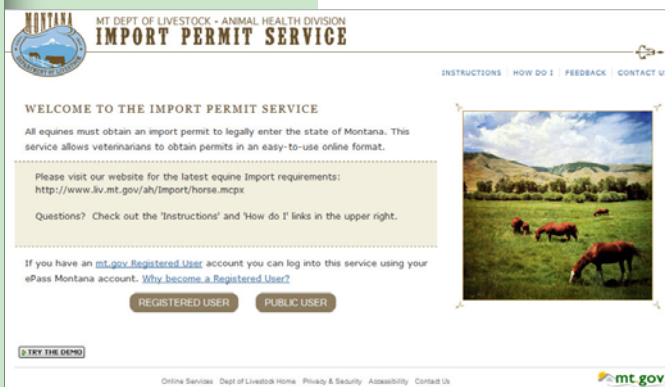
Restrictions on distribution are typically a result of the type of license a product has received (conditional vs. full licensure), or the safety of the product.

This past summer, MDOL received notice that a retailer was selling repackaged West Nile Virus vaccine. We were concerned that the integrity and efficacy of the product was compromised by the process.

Following a review of the USDA license, discussion with the manufacturer as well as the local retailer, MDOL determined that the product was being appropriately distributed. Although the company was breaking up a multi-dose package to sell in individual units, the vaccine contents were not manipulated or altered and thus not compromised.

Ultimately, by making single dose units available, the company was helping to increase the number of animals vaccinated against WNV, which is a strong focus of MDOL.

By Tahnee Szymanski, DVM



Front page of the new online permitting system. Check it out at [www.animalhealthpermits.mt.gov](http://www.animalhealthpermits.mt.gov)

A permit generated from the online permitting system.

**STATE OF MONTANA**  
BRIAN SCHWEITZER, GOVERNOR

**DEPARTMENT OF LIVESTOCK**  
PO BOX 20008  
HELENA, MONTANA 59600-0008

**DEPARTMENT OF LIVESTOCK - ANIMAL HEALTH DIVISION**  
IMPORT PERMIT SERVICE

Permit Number: W-11027-019  
**PERMIT NUMBER MUST APPEAR ON CVI TO BE VALID**  
Expiration Date: 2012-01-05

Issue Date	2011-12-27 12:11 PM	Purpose	Hunting/Pack Trip	Trails No.	1120191212486001
Inspection Date	2011-12-06			CVI No.	81123456
Consignor	Joe Smith 789 Thermopsis, WY United States	Phone	565-555-5555	County	WASHAKE
Origin (if different than above)	Jane Doe 789 Somewhere Helena, MT United States	Phone	555-555-5555	County	LEWIS AND CLARK
Destination (if different than above)	John Doe 345 Main Worland, WY United States	Phone	888-888-8888	County	WASHAKE
Veterinarian		Phone		County	
Notes:					
Species	Gender	Count	Age	Breed	
Color			Sex/Vacc		
Equine		1	5 Years	Quarter Horse	
Chestnut	Castrated (Male)		EIA: 2011-12-12 Wyoming Lab EnErv		

## Laboratory Column: Johne's Diagnosis and Management (Part 2)

Johne's Disease Management: To continue where I left off in the last newsletter, disease control is best accomplished by preventing introduction in the first place. This is particularly true for Johne's disease which frustrates even the best managers.

Typically, Johne's disease is introduced into a herd by the purchase of an infected animal. Knowing the disease status of the herds from which animals are acquired reduces the chances that the disease will be introduced. The Johne's Disease Herd Status Program for Cattle has been in place since 1998 and this program provides a disease classification status for herds that undergo multiple years of animal testing. National participation in the program has varied regionally as well as by the livestock industry type. Registered, seed stock and dairy herds are more likely to be participants in this program and should be able to provide the buyer with a status credential. Commercial herds and animals bought at the sale yard will often originate from herds that have an unknown status.

Determining whether Johne's is present in the herd is the first step to management. As an alternative to a whole herd test, targeted testing may be useful. For example, oldest and thinnest cows (10% or more of the herd) can be tested by ELISA or fecal culture in addition to 5-10 environmental samples collected for culture at high cattle traffic areas.

If Johne's disease is diagnosed in a herd, control should be directed at: (1) prevention of new infections; 2) removal of sources of infection and 3) disinfection.

1) Preventing new infections is best directed at the most susceptible population in the herd: the young. Keep youngstock away from adult manure. Manure contamination of the environment, equipment, feed and water are all potential sources of infection. Also, when feeding colostrum, the source of the colostrum should be from disease-free cows. Pooling colostrum from multiple animals is not recommended as it has been shown to contribute to spreading not only Johne's, but also mycoplasma and salmonella.

2) Remove infected animals from the herd. Identification of these animals is made by clinical presentation often combined with antibody tests or the identification of the organism by culture or PCR in the feces or milk. It is also essential, that calves of infected cows be removed from the main herd and raised for slaughter only. Lastly, for all test and cull programs, good herd record systems are beneficial.

Helpful herd management and testing protocols can be found on the University of Wisconsin web site at: <http://www.johnes.org/beef/diagnosis.html>.

3) Disinfection is mentioned but is often impractical except for washable tools, troughs, buckets, etc. Environmental disinfection is best accomplished by removal of manure, sunlight exposure and keeping animals off contaminated land for up to a year. For washable tools, tuberculocidal disinfectants are effective and can be identified on the product label.

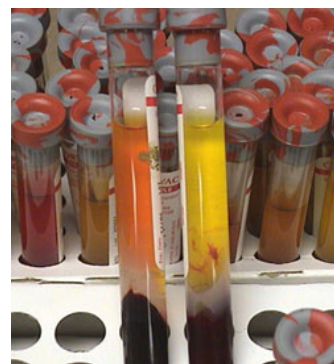
In summary, the best Johne's disease control program is a good, in-place, herd biosecurity program that focuses on prevention of introduction of the disease. This disease is insidious and the number of infected animals will be greater than those demonstrating disease. Currently available diagnostic tests do not always identify infected animals and control/eradication will require multiple tests of individual animals in order to identify those that are infected. Test and cull costs will be substantial when trying to eradicate the disease from a herd. ☒

CWD Program: The USDA Chronic Wasting Disease Program will not be funded as of December 31, 2011. Funding from this program was used to offset costs for IHC testing of brain for testing of Montana's captive cervid populations. The MVDL will still forward CWD testing to other CWD-certified institutions and testing costs will be charged in addition to the current handling and shipping fees. NVSL has yet to establish a fee for service. Montana's samples will be sent to the institution that provides the most competitive fees and turn around. ☒

By Bill Layton, DVM  
MT Veterinary Diagnostic Laboratory



Source: <http://www.johnes.org/beef/diagnosis.html>



Source: <http://www.johnes.org/beef/diagnosis.html>



## Tuberculosis Surveillance in Montana

Bovine tuberculosis (TB) is a serious disease with animal health, public health and international trade consequences. The cooperative Federal-State-industry effort to eradicate bovine TB from cattle in the U.S. has made significant progress. Since the program's inception in 1917, the disease prevalence rate in cattle herds dropped from 5 percent to less than 0.001 percent. However, our ultimate goal of eradication remains elusive as animal health officials continue to detect TB sporadically in livestock herds.

Adequate surveillance is a key component of any successful disease eradication program. Private veterinary practitioner administration of the Caudal Fold Tuberculin (CFT) test on cattle has been a critical component of the eradication efforts.

The sensitivity and specificity of the CFT test has been well documented, and therefore minimum guidelines for CFT test performance have been established. A known false positive rate (approximately 1 percent or greater) for the test means that practitioners should find and report one responder per 301-473 cattle or bison tested (in TB negative herds). This evaluation of veterinary practitioner compliance in administering the test serves as part of established Federal surveillance standards necessary to substantiate the national TB status claim.

Currently, Montana is classified as a TB Accredited-free State by USDA-APHIS-Veterinary Services (USDA-APHIS-VS). TB Accredited-free status means cattle may be moved interstate with no federal restrictions for tuberculosis. To maintain TB Accredited-free status, Montana must prove it meets the VS CFT performance standards (outlined above) each year. While Montana accredited veterinarians met the state-wide performance standard in FY2009, the state-wide and individual performance standards have not been met in either of the most recent two years (Table 1).

An action plan to improve CFT test response reporting has been developed by USDA-APHIS-VS-Montana and the State Veterinarian's office. State-wide "collective" TB CFT test response rates from testing performed by all accredited veterinarians, as well as individual accredited veterinarian CFT test

response rates, will be evaluated on an annual basis. Individual veterinarians conducting fewer than 300 TB CFT tests annually will be evaluated on a cumulative year basis until sufficient numbers of CFT tests have been performed to evaluate. USDA-APHIS-VS-Montana and the State Veterinarian's office will notify individual veterinarians who do not meet the performance standard and the practitioner will also be expected to review proper CFT testing technique with a state or Federal veterinarian. Subsequent instances of noncompliance will meet with stepwise increases in education and oversight. USDA-APHIS-VS-Montana or the State Veterinarian's office is also happy to offer on-site mentoring to any who would like a CFT test refresher.

**Table 1. Summary of Tuberculosis Caudal Fold Tests Performed by Accredited Veterinarians (AVs), Cattle and Bison – Montana, FY2009 - FY2011**

Fiscal Year >>> (Oct 1 - Sept 30)	2011	2010	2009
Number of CFT tests performed statewide	11,321	10,474	7,122
Number of expected responders statewide	95	87	57
Number of responders reported statewide	61	54	71
Number of AVs conducting CFT tests	64	68	74
Number of AVs conducting ≥300 CFT tests annually	4	5	5
Number of AVs meeting or exceeding performance standard	3	3	2


Fortunately, Montana has not had TB-infected cattle for many years. However, TB-infected herds continue to appear in previously TB Accredited-free states. We appreciate your vigilance and continued work to protect Montana's livestock herds and producers. ☘

By Tom Linfield, DVM and  
Kammy Johnson, DVM  
AVIC office, Helena



Caudal Fold Test (CFT) for bovine tuberculosis.

Source: <http://paws-n-effect.blogspot.com/2011/05/tb-tests-and-ear-piercing.html>



## Import/Export Tips

A number of state/federal requirements are frequently overlooked by veterinarians issuing certifications for animals leaving or entering the state. End-of-year seems like an opportune time to list a number of these as reminders to help you for 2012.

Permits are good for 10 days after being issued by our office, although an extended permit can be provided at request not to exceed 30 days. Permits are never valid after expiration of the health certificate. (CVI).

CVIs are valid for no more than 30 days after the date of inspection.

CVIs can be issued up to 10 days after animals are examined based on federal code (Title 9, Part 161.4). The 10 day window extends to 30 days if the animals are "in regular health maintenance program".

Nebraska has reminded us that all cattle and bison shipped from Montana must have one of two certification statements on the CVI:

- These cattle and bison do not originate from within the DSA." Or
- These cattle and bison originated from within one of the DSAs and have permanent, individual identification. ✂ mz

## Trichomoniasis (cont'd from pg. 1)

Non-epizootic testing requirements include:

- All non-virgin bulls from herds grazing in common.
- All non-virgin bulls imported into Montana.

The definition of a virgin bull is unchanged. All bulls less than 12 months of age and bulls 12-24 months of age with an owner signed virgin bull statement are considered virgin bulls. .

At the time of testing, veterinarians are required to place either the MT trich tag or another form of official individual ID that would satisfy interstate movement requirements (metal clip tag or RFID). While the initial proposal mandated the use of the MT trich tag exclusively, public comment on the rule pointed out that bulls exported out of state would still need to apply an official (second) ID. Therefore, a trich tag, or an official ID is accepted.

Official negative trich tests will be valid for 60 days (vs. 90 days previously) or until the animal commingles with female cattle.

If you have any questions about the new rules, there is additional information available on the department website or you may contact me at 406/ 444-5214 or tszymanski@mt.gov. ✂

By Tahnee Szymanski, DVM



Montana trichomoniasis program tag

*(State vet update continued from page 1)*

crease in testing requirements statewide. More on the trichomoniasis in the next section (page 1).

During the second year of the Veterinary Medicine Loan Repayment Program, Montana again identified 6 shortage areas where additional veterinarians are needed. However, unlike last year when the state only gained one additional practitioner, all 6 areas were filled in this year's cycle. For more information and a map of the shortage practice areas, please see the NIFA web site: <http://goo.gl/CtOPj>. If you have input on where to designate a shortage area for the next cycle, please contact me.

In emerging issues, equine health took center stage with the national outbreak of equine herpesvirus (EHV-1), and diagnosis of

EIA in a mule. Fortunately, Montana horse owners escaped the devastating impact that EHV-1 had on some other western states.

For this coming year, we will be implementing an online permitting system for equine imports. This will provide another 24/7 option (aside from the answering service) for obtaining permits for imported horses or Montana horses requesting re-entry. We are likely to extend this functionality for other species including dogs and cats and small ruminants. More information on online permitting is on page 2.

Hope your holidays are restful and enjoyable. Best wishes for 2012! ✂ mz



## Montana Department of Livestock

Animal Health Division  
P.O. Box 202001  
Helena, MT, 59620-2001  
Return Service Requested  
Phone: 406-444-2043  
Import line: 406-444-2976  
Fax: 406-444-1929



We're on the Web:  
[www.liv.mt.gov](http://www.liv.mt.gov)

## Staff Corner – Bonnie Luksha



I moved to Montana from Massachusetts in 2001 with my husband Wayne. We enjoy the slow pace, and hunting, hiking, walks and just enjoy the great outdoors.

Our kids are all four legged, three dogs and a cat that thinks he's a dog. My husband is a Master Plumber for the Capital. I previously worked for a wonderful Veterinary Hospital here in Helena. I was lucky enough to get a temporary part time position at MDOL. My primary work is to issue import permits and supplies to Veterinarians. I would like to wish all the Veterinarians and there staff a Happy New Year and I look forward to helping you all in 2012! ✂ by BL

## Year End Reminders

A number of animal health certification programs and licenses are based on the calendar year, and therefore, expired December 31. These include:

- Equine import permits (semen, annual)
- Trich approved feedlot (following recent changes to the trich program, these licenses are only needed for facilities receiving untested bulls from the epizootic area.)
- Annual poultry permits

December 31 is also a deadline for alternative livestock operations to tag the year's calves and submit a herd inventory to MDOL.

Lastly, calfhood vaccination requirements (OCV) are applied on January 1. In the entirety of Beaverhead, Madison, Gallatin, and Park Counties, all eligible cattle or bison (sexually intact females, 4 months of age and older) must be vaccinated.✂  
mz

### MDOL Contact Information:

**Marty Zaluski, DVM**  
State Veterinarian, Administrator  
(406) 444-2043  
[mzaluski@mt.gov](mailto:mzaluski@mt.gov)

**Tahnee Szymanski, DVM**  
Staff and Traceability Veterinarian  
(406) 444-5214  
[tszymanski@mt.gov](mailto:tszymanski@mt.gov)

**Eric Liska, DVM**  
Brucellosis Program Veterinarian  
(406) 444-3374  
[eliska@mt.gov](mailto:eliska@mt.gov)

**Margie Kelley**  
Alternative Livestock  
(406) 444-5200  
[makelley@mt.gov](mailto:makelley@mt.gov)

**Import Permit Office**  
(406) 444-2976